



Stand: September 2022

Login in ILIAS without Uni-Login-ID (for first semester students before registration & guests)

You don't have a Uni Login ID yet? Here we show you how you can still register for a guided tour or a training course.

1. Go to the UB homepage (<https://uni-tuebingen.de/eng/324>), scroll down and select the "guided tours" link under the heading "Training Courses" (see Fig. 1).

News

08.09.2022 Guided tours in english at the beginning of the semester Read more →	07.09.2022 Construction work in the Lending Center from Thu, Sept 8th on Read more →	01.09.2022 Object of the month September Georg Clemens Perthes - "Letters from China" Read more →
30.08.2022 Pop culture - how musicians and artists influence us Book tower on level 4 in the Ammerbau Read more →	11.08.2022 Deckchairs for hire during non-lecture period Read more →	02.08.2022 Summer opening times: UB closes at 10 pm from 2022-08-15 to 2022-09-30 Read more →

[More News](#)

Training courses
In addition to [training courses](#), we also offer [consultations](#) and [guided tours](#) in english.

Fig. 1: Homepage of UB

Login in ILIAS without Uni-Login-ID (for first semester students before registration & guests)

2. Select "Students and all those interested in the library" and follow the link to "Dates and Registration" (Fig. 2)

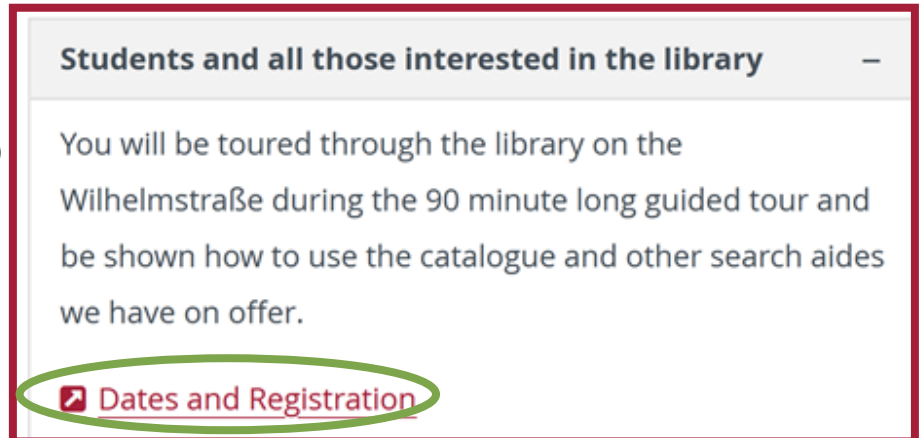


Fig. 2: Students and those interested in the library

3. and then click on the door icon in the upper right corner (Fig. 3)
Tip: with the flag icon (left of the door icon) you can change the language to English.

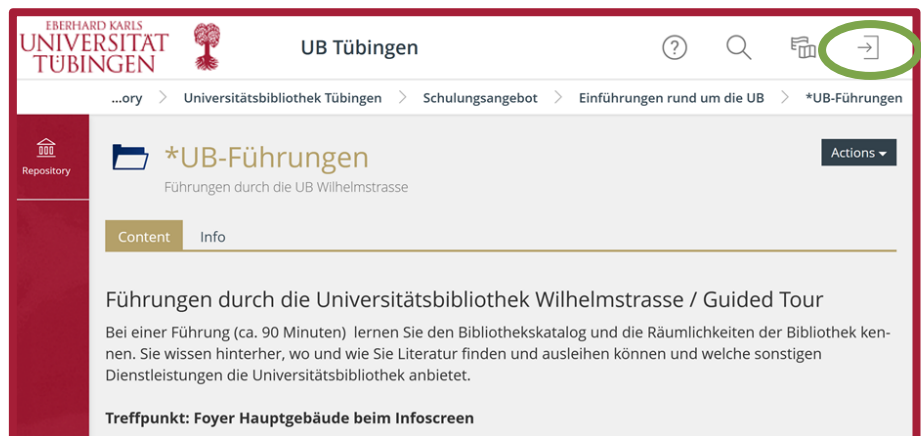


Fig. 3: Link to the registration in ILIAS

4. Now you are on the login page of ILIAS. At the bottom of the page select "New Account Registration" (see Fig. 4).

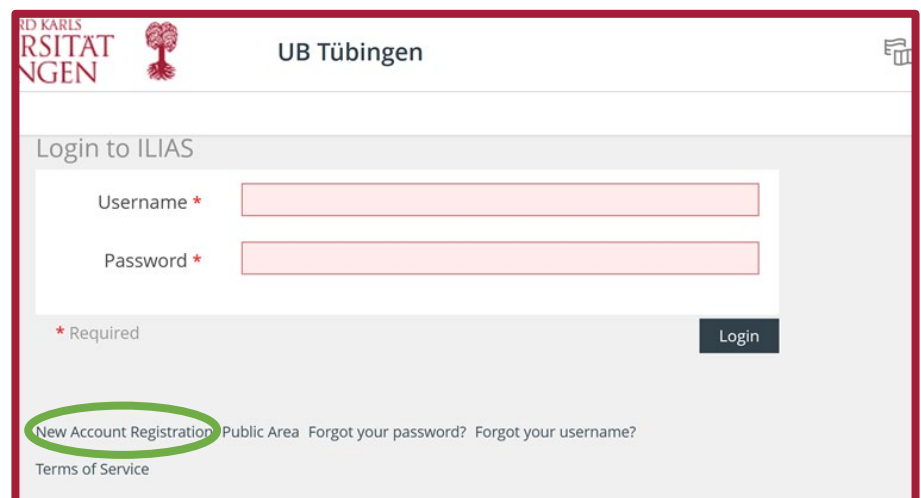


Fig. 4: New account registration

Login in ILIAS without Uni-Login-ID (for first semester students before registration & guests)

5. Please fill in the registration form (Fig. 5). The user name must consist of at least 3 characters (a-Z Formular 0-9 _ . - + * @ \$ %).

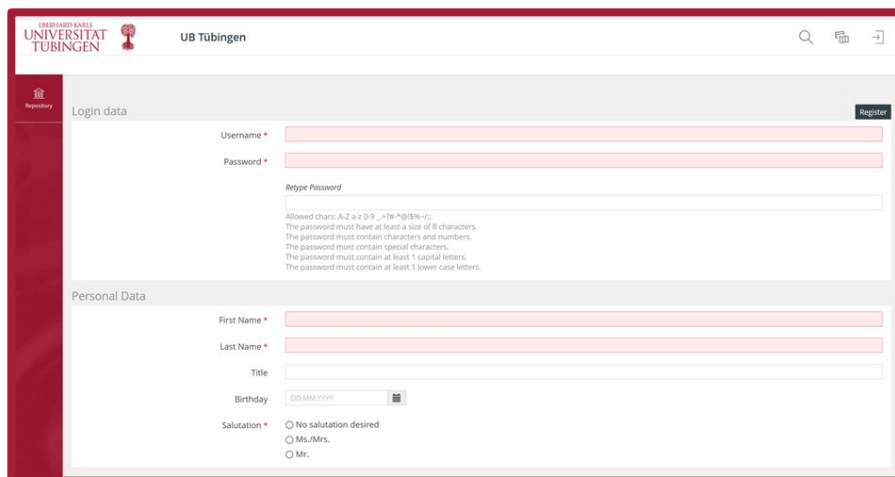
The screenshot shows the 'Login data' and 'Personal Data' sections of the ILIAS registration form. The 'Login data' section includes fields for 'Username *', 'Password *', and 'Retype Password'. Below these fields, there is a list of allowed characters and password requirements: 'Allowed chars: A-Z a-z 0-9 _ . - + * @ \$ %', 'The password must have at least a size of 8 characters.', 'The password must contain characters and numbers.', 'The password must contain special characters.', 'The password must contain at least 1 capital letters.', and 'The password must contain at least 1 lower case letters.'. The 'Personal Data' section includes fields for 'First Name *', 'Last Name *', 'Title', 'Birthday' (with a date picker), and 'Salutation *' (with radio buttons for 'No salutation desired', 'Ms./Mrs.', and 'Mr.'). A 'Register' button is located in the top right corner of the form.

Fig.5: Registration in Ilias

6. At the bottom you have to accept terms of service with one click and you can now register (see Fig. 6).

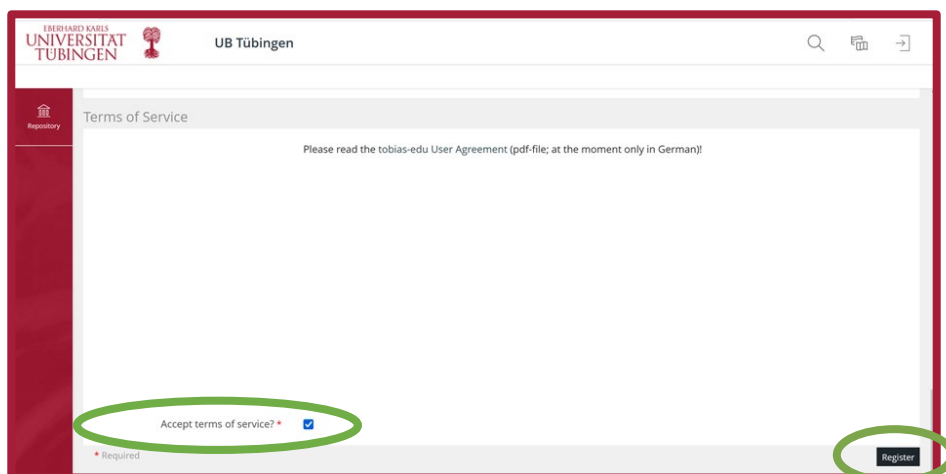
The screenshot shows the 'Terms of Service' page. At the bottom of the page, there is a checkbox labeled 'Accept terms of service? *' which is checked. A 'Register' button is located in the bottom right corner. Both the checkbox and the button are circled in green.

Fig. 6: Accept terms of service and register

7. Your new ILIAS user account is registered. Now go to your mailbox and confirm the link.
Attention:
This link is only valid for 30 minutes, after that you have to register again.
Now you can log in on the ILIAS login page under "Login to Ilias" (see fig. 7).

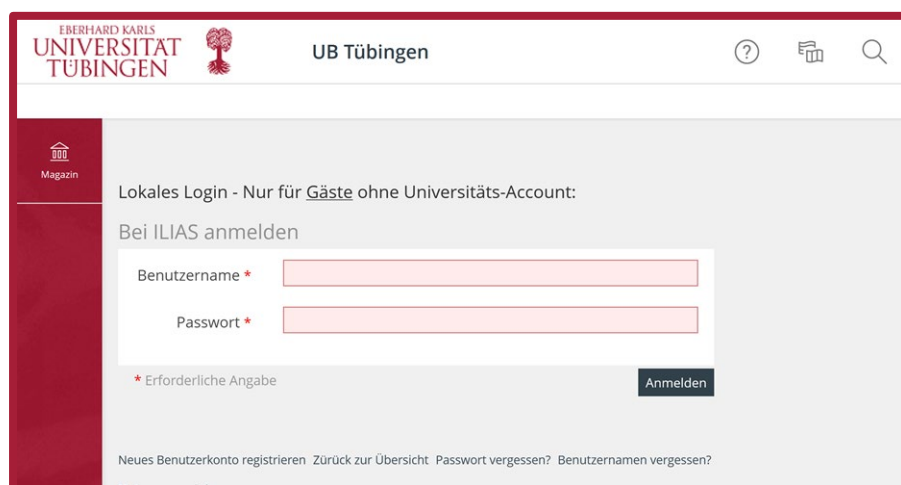
The screenshot shows the ILIAS login page. It features a 'Magazin' logo on the left and a search bar on the right. The main content area is titled 'Lokales Login - Nur für Gäste ohne Universitäts-Account:' and contains a login form with fields for 'Benutzername *' and 'Passwort *'. Below the fields, there is a note '* Erforderliche Angabe' and an 'Anmelden' button. At the bottom of the page, there are links for 'Neues Benutzerkonto registrieren', 'Zurück zur Übersicht', 'Passwort vergessen?', and 'Benutzernamen vergessen?'.

Fig. 7: Login to Ilias

If you have any further questions, please feel free to contact us:
Tel.: 07071 / 29-72846 | E-Mail: information@ub.uni-tuebingen.de | WhatsApp: +49 (0) 1733125617