

The Search for Cyclotron Resonant Scattering Harmonics in the Hard Spectra of Accreting Pulsars

Andrea Santangelo
IASF-CNR Sez. Palermo



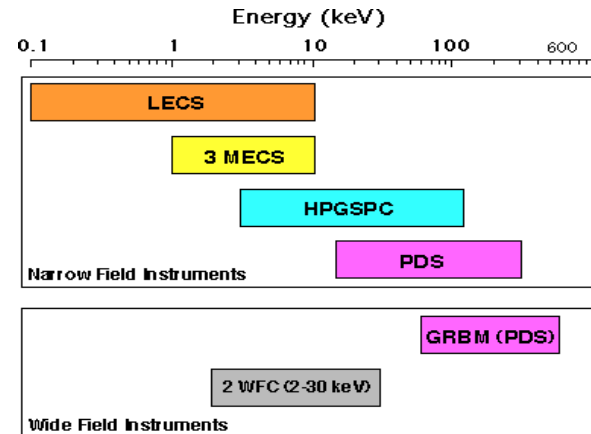


Contents

- **Introduction**
- **Review of the Observational Results**
 - ✓ **AXRBPs with CRSF**
 - ✓ **Multiple Harmonics**
- **Interpretations**
- **Conclusions**

The BeppoSAX Satellite

Four were the Narrow field Instruments onboard BeppoSAX → LECS, (3) 2 MECS, HPGSPC, PDS

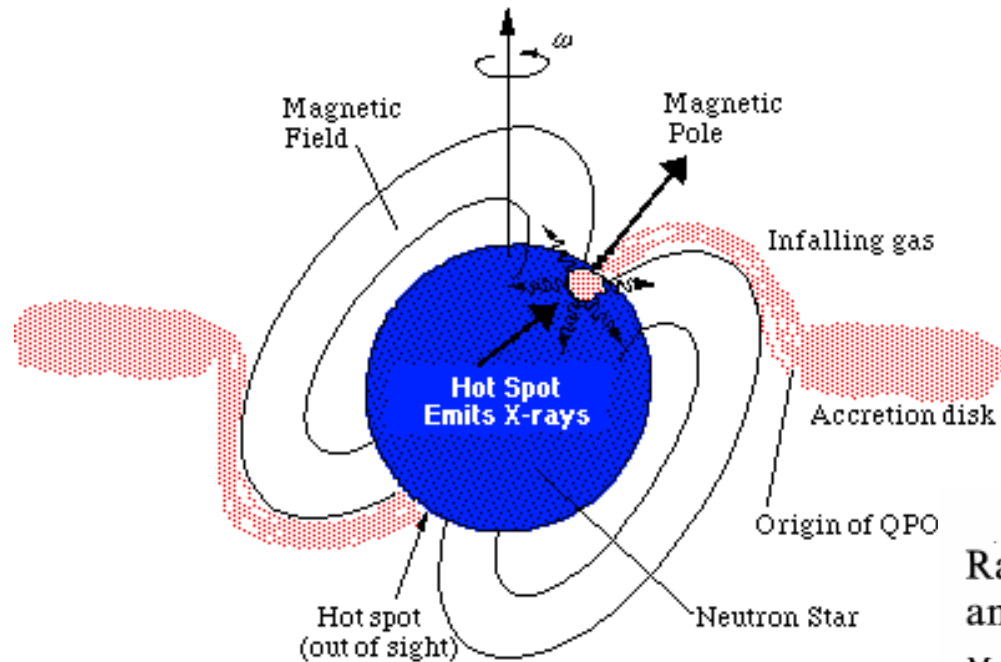


Basics

Woltjer, ApJ 140, 1309 (1964)
Pacini, Nature, 216, 567 (1967)

$B \sim 10^{12}-10^{13}$ G

On grounds of
magnetic flux
conservation during
the SN core collapse



Radiative Transfer in a Strong Magnetic Field
and Accreting X-ray Pulsars

M. M. Basko and R. A. Sunyaev

Space Research Institute, Academy of Sciences of the USSR, Moscow

Received January 20, 1975

Basko & Sunyaev, Astr. Ap., 42, 311 (1975); Gnedin & Sunyaev, Astr. Ap., 36, 379 (1974);

Signatures of electron cyclotron
emission were to occur in the hard
spectra of AXRBPs

Cyclotron lines basic theory

Fermions in the magnetosphere plasma will move helicodally along the B field lines with gyromagnetic Larmor frequency


The motion of the electron perpendicularly to the B field is quantized in the Landau levels

$$B_{cr} = \frac{m^2 c^3}{e \hbar} \cong 4.14 * 10^{13} G$$

$$\omega_c = \frac{eB}{\gamma mc}; \quad \hbar\omega_n = n\hbar\omega_c, \text{ Equispaced}$$

$$\hbar\omega_n = mc^2 \frac{\sqrt{mc^2 + 2n\hbar\omega_c \sin^2 \theta} - 1}{\sin^2 \theta}$$

If relativistic corrections are taken into account


$$E_{e,c} = 11.6 B_{12} \text{ (unit of } 10^{12} \text{ Gauss)}$$

$$B_{12} = (1+z) E_{e,c}^{obs} / 11.6$$

It it's a proton...or a Helium ion

$$E_{p,c} = 0.63 B_{14} (1+z)^{-1} \text{ (unit of } 10^{14} \text{ Gauss)}$$

$$E_{He} = 0.32 B_{14} (1+z)^{-1} \text{ (unit of } 10^{14} \text{ Gauss)}$$

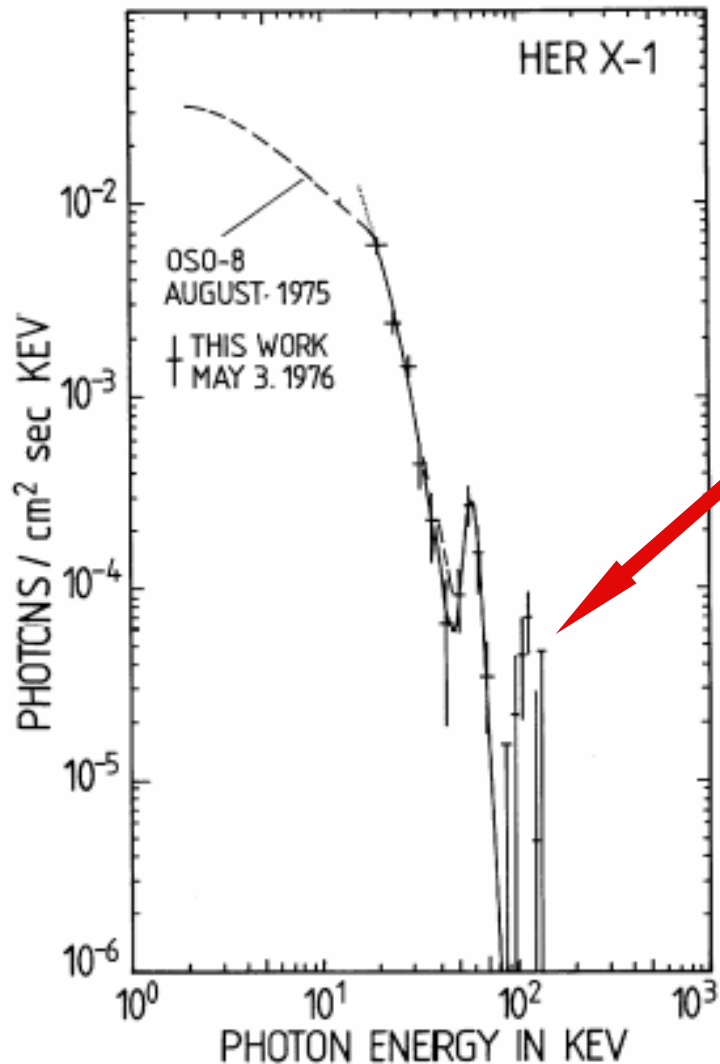
Early CRSFs Observations

In the Beginning...

J. Trümper, W. Pietsch, C. Reppin, B. Sacco*), Garching, E. Kendziorra, R. Staubert, Tübingen: Evidence for strong cyclotron emission in the hard X-ray spectrum of Her X-1)**

Abstract

We have measured the energy spectrum of the 1.24 second pulses of Her X-1 in the energy range 15–125 keV during a four hour balloon observation on May 3, 1976 from Palestine, Texas. The spectrum of the pulsed flux can be represented by an exponential with $kT = 7.9$ keV up to 50 keV. At about 53 keV a strong and rather narrow line feature occurs which we interpret as electron cyclotron emission from the polar cap plasma of the rotating neutron star. The corresponding magnetic field strength is 4.6×10^{12} Gauss.



*2nd harmonic at
 $E^2_{cyc} \sim 110 \text{ keV}$
 (3.3σ)*

*Truemper et al., ApJL 219,
 L105 (1978)*

EVIDENCE FOR STRONG CYCLOTRON LINE EMISSION IN THE HARD X-RAY SPECTRUM OF HERCULES X-1

J. TRÜMPER, W. PIETSCH, C. REPPIN, AND W. VOGES

Max-Planck-Institut für Physik und Astrophysik, Institut für extraterrestrische Physik, Munich

AND

R. STAUBERT AND E. KENDZIORRA

Astronomisches Institut der Universität Tübingen

Received 1977 August 19; accepted 1977 October 12

FIG. 2.—Deconvoluted X-ray spectrum of the Her X-1 pulses. Solid line, best-fitting exponential spectrum with a Gaussian line to the data points. The error bars are $\pm 1 \sigma$; the upper limits are at 2σ . For comparison, a total X-ray spectrum of Her X-1 observed by OSO-8 during the 1975 August on-state is shown (Becker et al. 1977).

- **The Milestone:** discovery of a cyclotron line in the spectrum of Her X-1 (Truemper et al., ApJ 219, L105, 1978)
- **Further advances:** discovery of two lines in the spectrum of 4U0115+63 (Wheaton et al., 1979, White et al. 1983)
- **The systematic study:** Observations of lines with Ginga, showed that the presence of line is rather common and added an interpretative scheme (Mihara, thesis, 1995, Makishima et al., 1999)

Ginga firmly detected cyclotron features in 8 sources, showing that the presence of the cyclotron feature is rather common ... but → Universal ?

CYCLOTRON RESONANCE EFFECTS IN TWO BINARY X-RAY PULSARS AND THE EVOLUTION OF
NEUTRON STAR MAGNETIC FIELDS

K. MAKISHIMA

Department of Physics, University of Tokyo, 7-3-1 Hongo, Bunkyo-ku, Tokyo, Japan 113-0033

T. MIHARA

Cosmic Ray Laboratory, The Institute of Physical and Chemical Research, 2-1 Hirosawa, Wako, Saitama, Japan 351-0198

F. NAGASE

Institute of Space and Astronautical Science, 3-1-1 Yoshinodai, Sagami-hara, Kanagawa, Japan 229

AND

Y. TANAKA

Max-Planck-Institut für Extraterrestrische Physik, Postfach 1603, D-85740 Garching, Germany

Received 1998 August 21 ; accepted 1999 June 23

TABLE 1

SUMMARY OF THE CURRENTLY KNOWN CYCLOTRON RESONANCE FEATURES OF X-RAY PULSARS

Object	Period (s)	E_a^a (keV)	E_c^b (keV)	Status	B^c (10^{12} G)	References
4U 0115+63 (1990).....	3.6	$11.3 \pm 0.6/22.1 \pm 0.4$	7.7 ± 1.3	Firm	1.0	1, 2*,**
4U 0115+63 (1991).....	3.6	$15.6 \pm 0.4/...$	8.8 ± 0.9	Firm	1.3	3*, 4
4U 1907+09	439	$18.9 \pm 0.7/39.4 \pm 0.6$	14.2 ± 0.5	Firm	1.6	2*, 3-5, 6**
4U 1538-52	530	$20.6 \pm 0.2/...$	14.2 ± 0.6	Firm	1.8	7, 2*
Vela X-1	283	$24.5 \pm 0.5/56 \pm 2$	18.8 ± 0.8	Firm	2.1	2*, 3, 5, 8, 9**
Cen X-3	4.82	$25.8 \pm 0.5/...$	14.8 ± 0.4	Firm	2.2	10*
X0331+53	4.37	$27.2 \pm 0.3/...$	13.9 ± 0.6	Firm	2.3	11, 2*
Cep X-4	66.3	$28.8 \pm 0.4/...$	17.6 ± 0.4	Firm	2.5	12, 2*
Her X-1	1.24	$33.1 \pm 0.5/...$	20.0 ± 0.5	Firm	2.9	13, 2*
4U 1626-67	7.66	$38.1 \pm 0.9/...$	21.1 ± 0.4	Firm	3.3	14*
A0535+26.....	110	$\sim 50/110^{+2}_{-4}$	24 ± 2	Firm	4.3	8, 15*, 16**
GX 301-2	690	$35.6 \pm 1.6/...$	19.6 ± 0.8	Probable	3.1	3*, 5
GS 1843+00	29.5	$19.8 \pm 2.1/...$	19.8 ± 1.1	Possible	1.7	3*
LMC X-4	13.5	$21.4 \pm 1.2/...$	16.1 ± 0.5	Possible	1.8	3*
X2259+586	7.0	$4.20/...$...	Doubtful	0.6	1*, 17

Makishima et al., ApJ 525, 978 (1999)

BeppoSAX and RossiXTE

Tuebingen, 22-25 February 2004

**Ruediger Staubert's 65 Birthday,
Topics in X-ray Astronomy**

BeppoSAX and RXTE findings

X0115+63	20 Mar1999	12.78±0.08	3.58±0.33	Santangelo et al., ApJL 523 , L85 Heindl et al., ApJL 521 , L49
4U1538-52	29 Jul 1998	21.5±0.4	6.7±1.2	Robba et al., ApJ 562 , 950
Cen X-3	27 Feb 1997	28.5±0.5	7.3±1.9	Santangelo et al., A&A, 340 , L55
X Persei	Jul Dec 1998	28.5±1.6	21±3	Coburn et al., ApJ 552 , 738
XTE J1946+27	09 Oct 1998	37±4	5±2	Santangelo et al., submitted to ApjL, Heindl et al., ApJL, 563 L35
OA01657- 415	04 Sep 1998	36±2	10	Orlandini et al. 1999, A&A 349 , L9
4U1626-67	06 Aug 1996	38.0±0.9	11.8±1.7	Orlandini et al. 1998, ApJL 500 , L165
4U1907+09	29 Sep 1997	38.3±0.7	9.7±2.3	Cusumano et al. 1998, A&A 338 , L79
Her X-1	27 Jul 1996	42.1±0.3	14.7±1.1	Dal Fiume et al. 1998, A&A 329 , L41
GX301-2	24 Jan 1998	49.5±1.0	17.9±2.5	Orlandini et al., proc. 32th Cospar
Vela X-1	14 Jul 1996	54.8±0.9	25.0±2.1	Orlandini et al. 1998, A&A 332 , 121
LMC X-4	20 Oct 1998	100	45	La Barbera et al., 2001ApJL 553 L375

More recent findings

1 RXS J170849- 400910	20 Mar 2003	~8.1 ?	~0.4	Rea et al., ApJL 586 , L65 (Based on BeppoSAX-MECS) Not confirmed by XMM
GX301-2	24 Jan 1998	~29-39 ~30-45		Kreykenbohm et al., La Barbera et al., in pre
Vela X-1	14 Jul 1996	54.8±0.9	25.0±2.1	Orlandini et al. 1998, A&A 332 , 121 Kreykenbohm et al., A&A, 395 , 129 La Barbera et al., A&A 400 , 900
SGR1806-20	20 Jul 2002	~5 ?	~0.4	Ibrahim et al., ApJ 574 , L51 Ibrahim et al., accepted ApJ

No Lines ?

GX 1+4	25 Mar 1997	????	...	Israel et al. 1998, Proc. "Active X-ray Sky" Conf., Roma, 1998
GS 1843+00	04 Apr 1997		...	Piraino et al. 2000, A&A 357 , 501

The Source shows the hardest spectrum among AXRBPs

Mony et al. (A&A, 247,405) and Dotani et al., (PASJ,41,427)



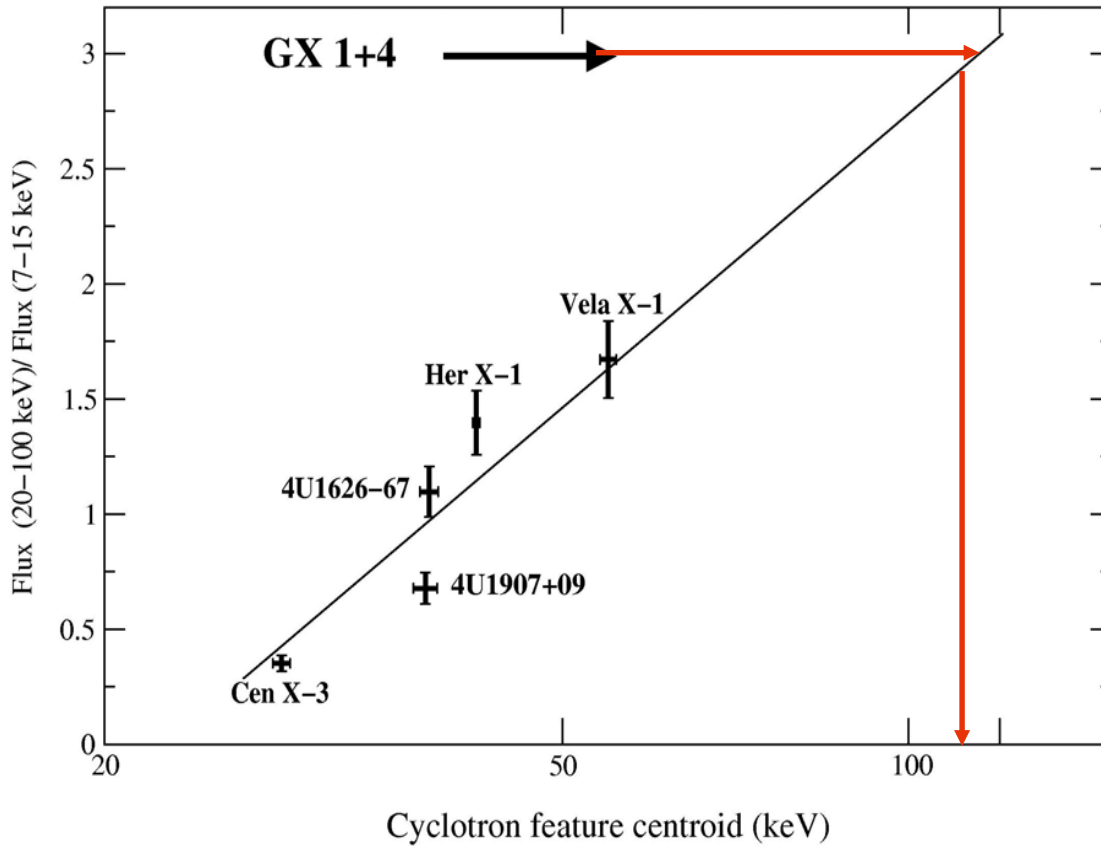
$B \sim (2-3) \times 10^{13} \text{ G}$

$E_{\text{cyc}} \sim 200-300 \text{ keV}$

Correlation between the spectral hardness indicator and line energy \rightarrow Dal Fiume et al., 2000



$E_{\text{cyc}} \geq 100 \text{ keV}$



Multiple Harmonics

Tuebingen, 22-25 February 2004

**Ruediger Staubert's 65 Birthday,
Topics in X-ray Astronomy**

Second Harmonic ?

If the mechanism of cyclotron resonance scattering is at work multiple harmonics are expected.

Before BeppoSAX and RossiXTE very little was known on higher cyclotron harmonics...

- *4U 0115+63*
- *Vela X-1*
- *A0535+26 (?)*
- White, Swank & Holt (1983, HEAO1)
- Kendziorra et al. (1992, Kvant)
- Kendziorra et al. (1994, Kvant); Grove et al., (1995, OSSE-CGRO)

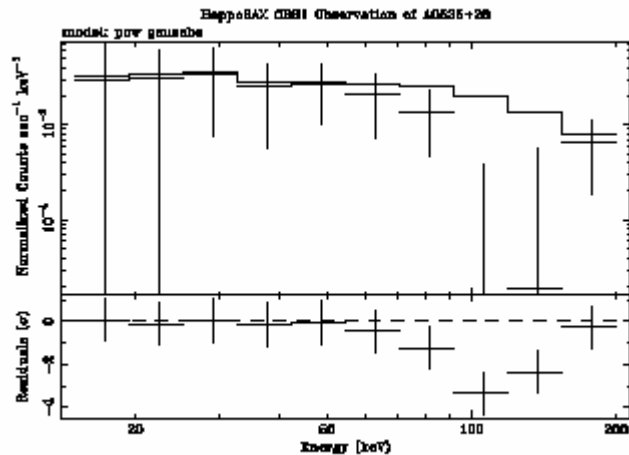
Second Harmonics

BeppoSAX and RossiXTE discovered or had evidence of multiple harmonics in some of the sources, therefore establishing the presence of second harmonic as a possible common feature (to be observed provided the adequate sensitivity)!

A0535+26

4 σ , 118 keV

Orlandini et al., 2004



Cen X-3

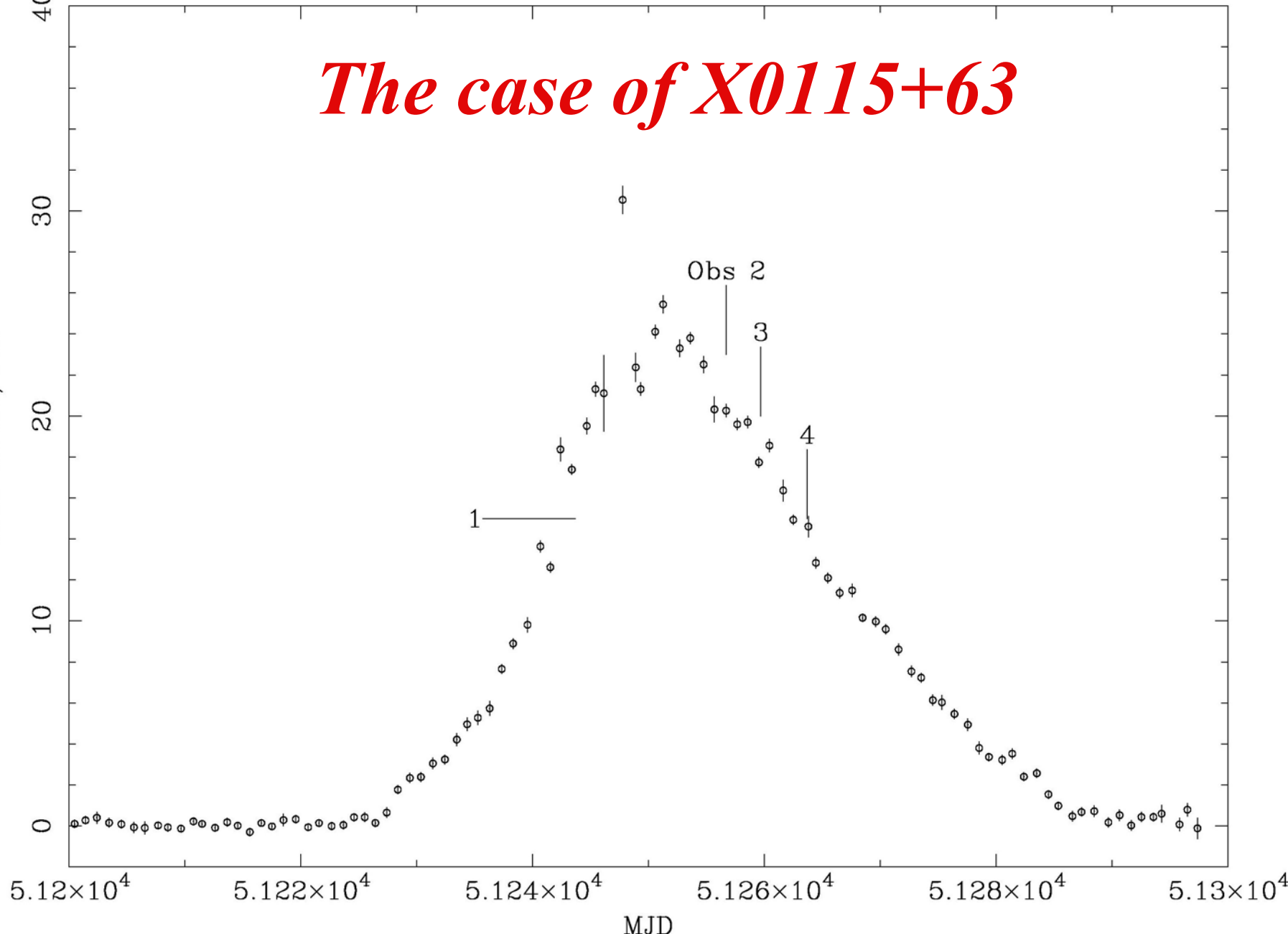
4U1907+09

4U1626-67 (?)

VELA X-1 (!?)

The case of X0115+63

ASIM Count/sec



DISCOVERY OF A THIRD HARMONIC CYCLOTRON RESONANCE SCATTERING FEATURE
IN THE X-RAY SPECTRUM OF 4U 0115+63

W. A. HEINDL, W. COBURN, D. E. GRUBER, M. R. PELLING, AND R. E. ROTHSCHILD
Department of Astrophysics and Space Sciences, Code 0424, University of California, San Diego, La Jolla, CA 92093; wheindl@ucsd.edu

AND

J. WILMS, K. POTTSCHMIDT, AND R. STAUBERT

Institut für Astronomie und Astrophysik–Astronomie, University of Tübingen, Waldhäuser Strasse 64, D-72076 Tübingen, Germany

Received 1999 April 14; accepted 1999 June 8; published 1999 July 6

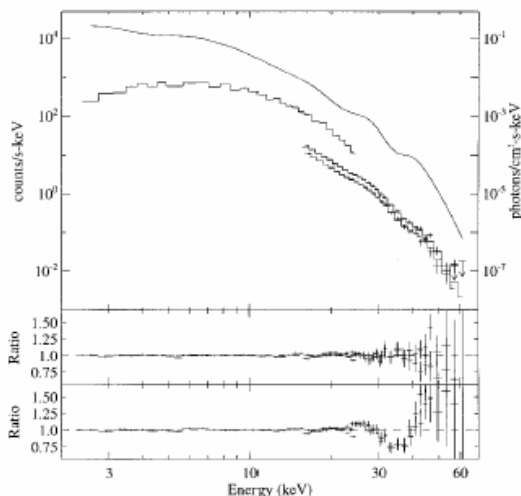
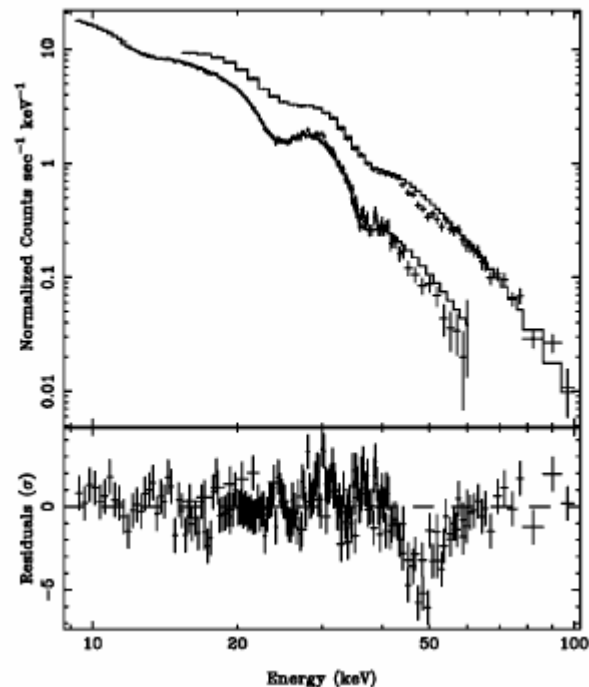


Fig. 3.—*Top*: PCA and HEXTE count spectra (*plus signs*) for pulse phase 0.70–0.76. Also shown are the best-fit model (*histograms*) with three CRSFs and the inferred incident spectrum (*smooth curve*). *Middle*: Ratio of the data to the best-fit model. *Bottom*: Ratio of the data to a model fit with only two CRSFs. The residuals between 30–40 keV and the underprediction of the continuum above 40 keV emphasize the presence of the third line.

A *BEPPUSAX* STUDY OF THE PULSATING TRANSIENT X0115+63: THE FIRST X-RAY SPECTRUM
WITH FOUR CYCLOTRON HARMONIC FEATURES

A. SANTANGELO,¹ A. SEGRETO,¹ S. GIARRUSSO,¹ D. DAL FIUME,² M. ORLANDINI,² A. N. PARMAR,³
T. OOSTERBROEK,³ T. BULIK,⁴ T. MIHARA,⁵ S. CAMPANA,⁶ G. L. ISRAEL,⁷ AND L. STELLA⁷

Received 1999 April 27; accepted 1999 July 12; published 1999 August 17



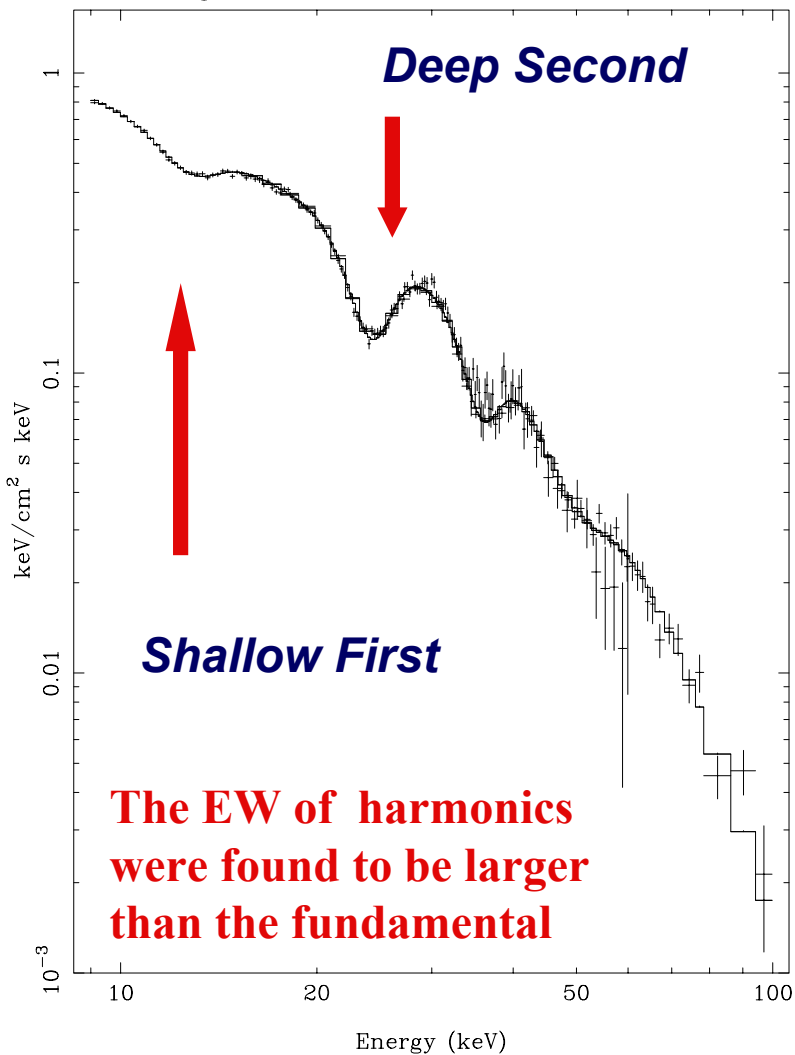
THE ASTROPHYSICAL JOURNAL, 521:L49–L53, 1999 August 10
© 1999. The American Astronomical Society. All rights reserved. Printed in U.S.A.

THE ASTROPHYSICAL JOURNAL, 523:L85–L88, 1999 September 2
© 1999. The American Astronomical Society. All rights reserved. Printed in U.S.A.

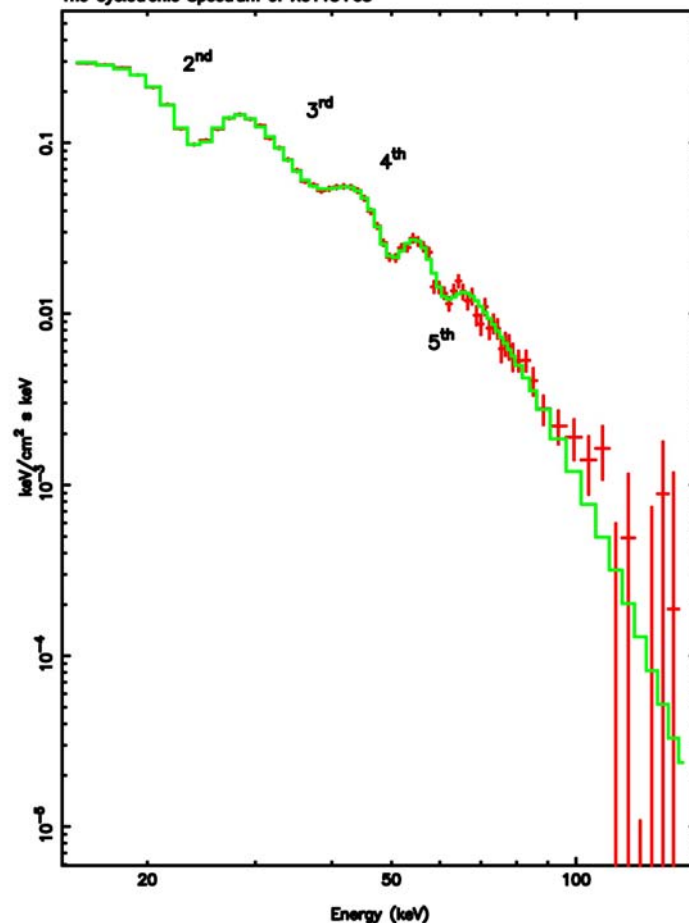
Harmonic ratios

$$1:(1.9\pm 0.05):(2.8\pm 0.05):(3.9\pm 0.1)$$

Unfolded spectrum of X0115+63



Deconvoluted Spectrum
The Cyclotronic Spectrum of X0115+63



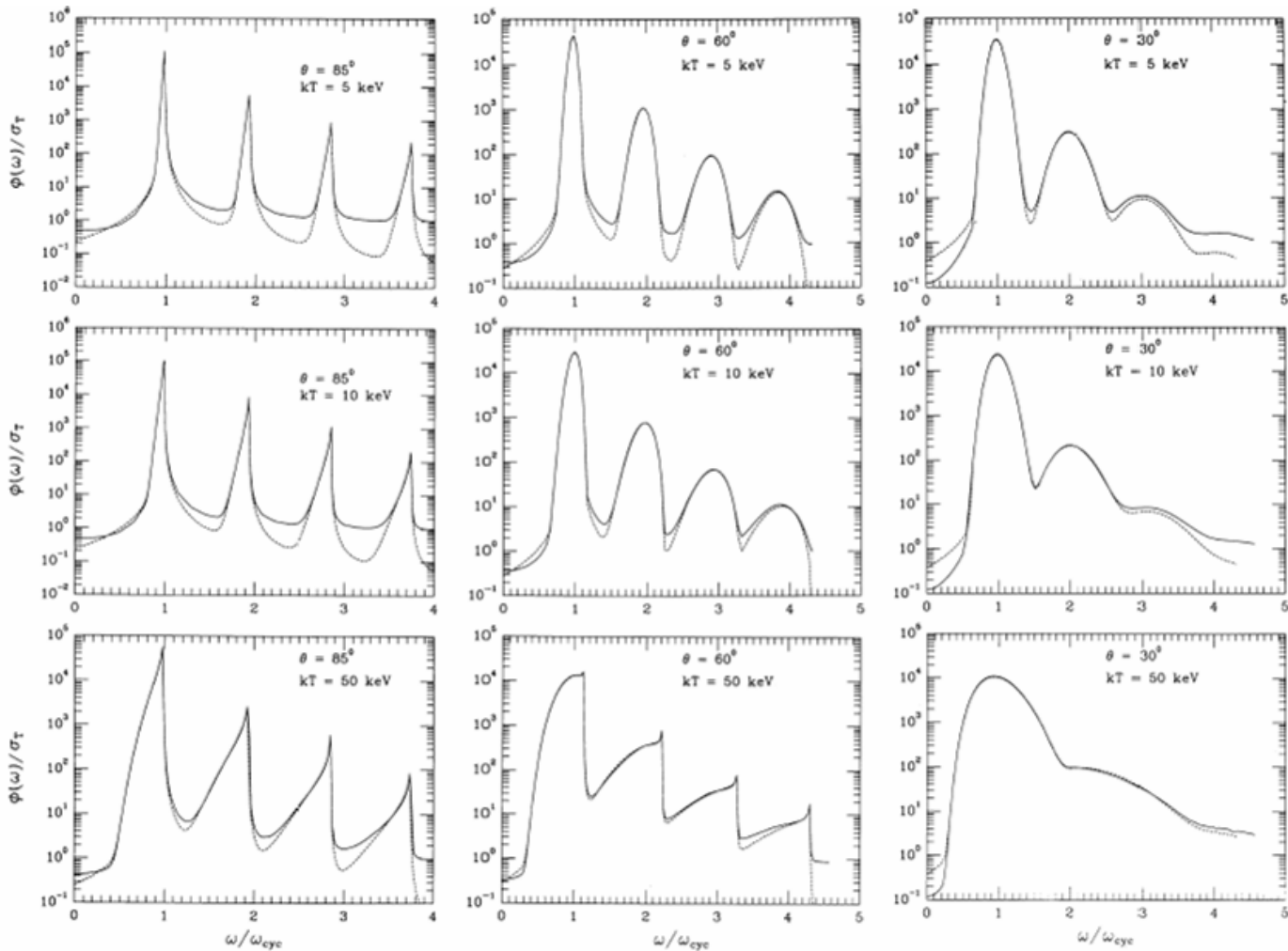


FIG. 5.—Scattering (solid line) and absorption (dashed line) profiles, $\phi(\omega, \mu)$, in units of the Thomson cross section at various photon angles, θ , and electron parallel temperatures, kT , for a magnetic field strength $B = 1.7 \times 10^{12}$ G.

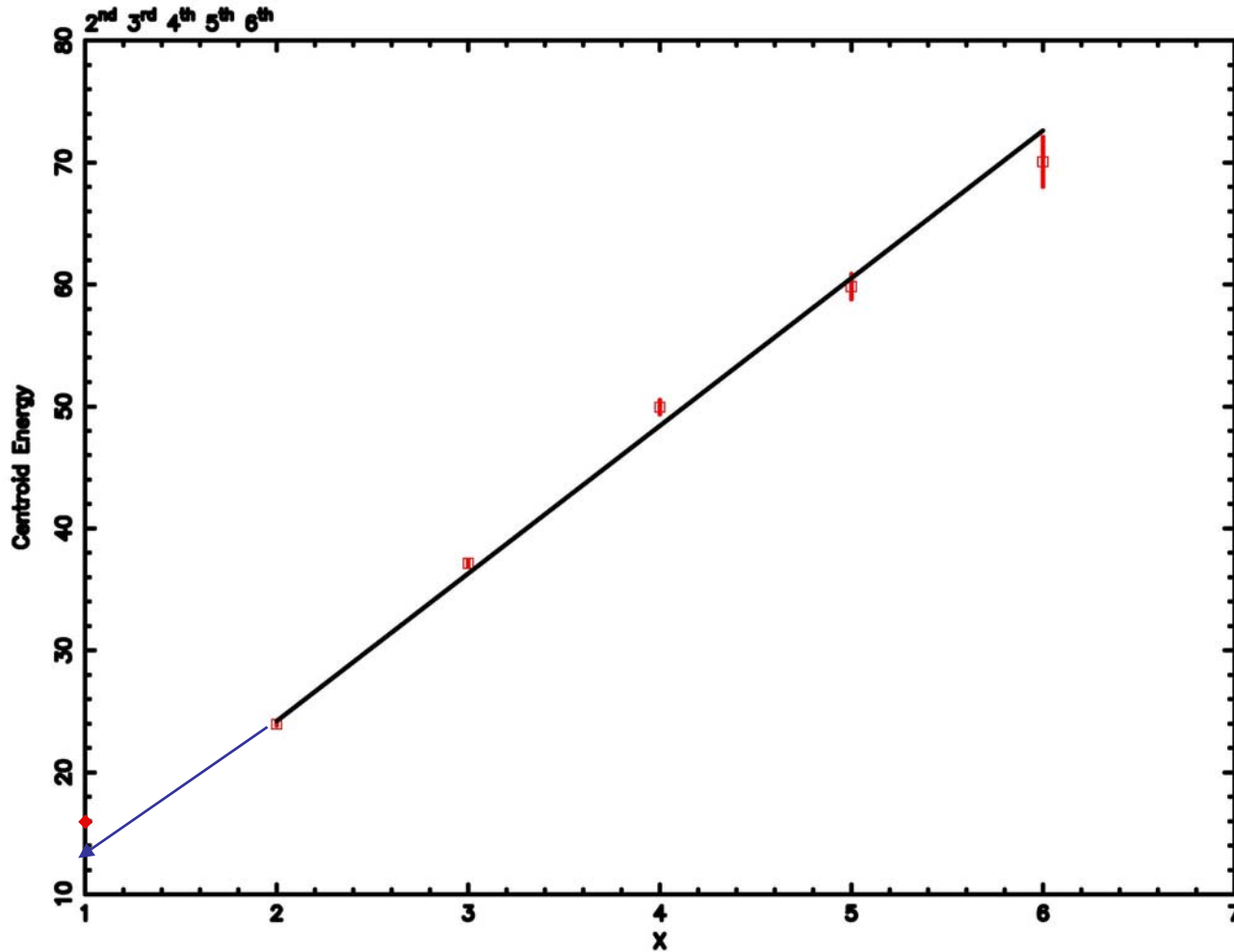
Harding & Daugherty et al., ApJ 374, 687

(1991)

Tuebingen, 22-25 February 2004

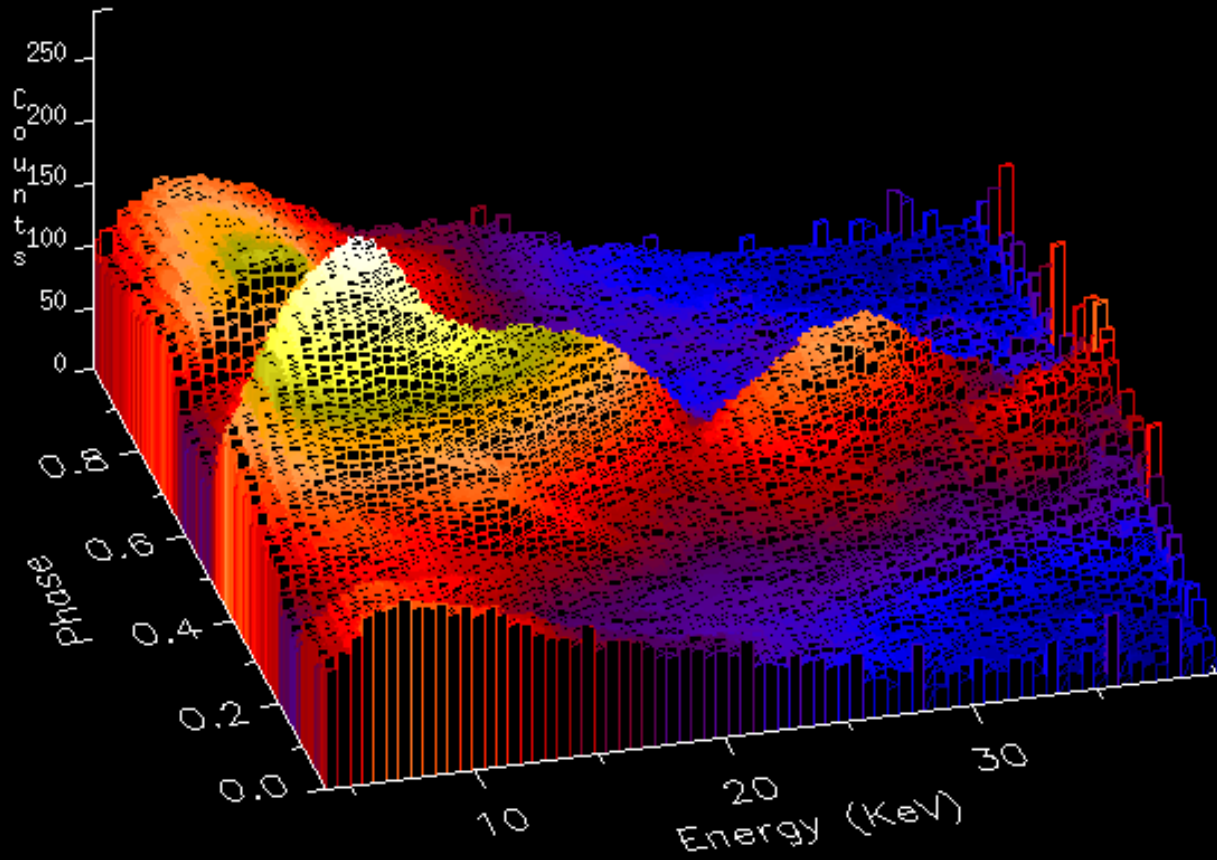
**Ruediger Staubert's 65 Birthday,
Topics in X-ray Astronomy**

The issue of linearity



Phase Resolved spectroscopy X0115+063

Date: 1999-03-06 14:48:41.500



Tuebingen, 22-25 February 2004

Ruediger Staubert's 65 Birthday,
Topics in X-ray Astronomy

(Isenberg et al., 1998 Araya & Harding, 1996, 1999)

Alexander & Mészáros, ApJ 372, 565 (1991)

Araya & Harding, ApJ 517, 334 (1999)

Araya & Harding, ApJ 544, 1067 (2000)

Relativistic cyclotron spectra
from internally irradiated
atmospheres assuming
magnetic Compton (one and
multiple photon) scattering.

Raman-Landau Photon spawning

TABLE 2

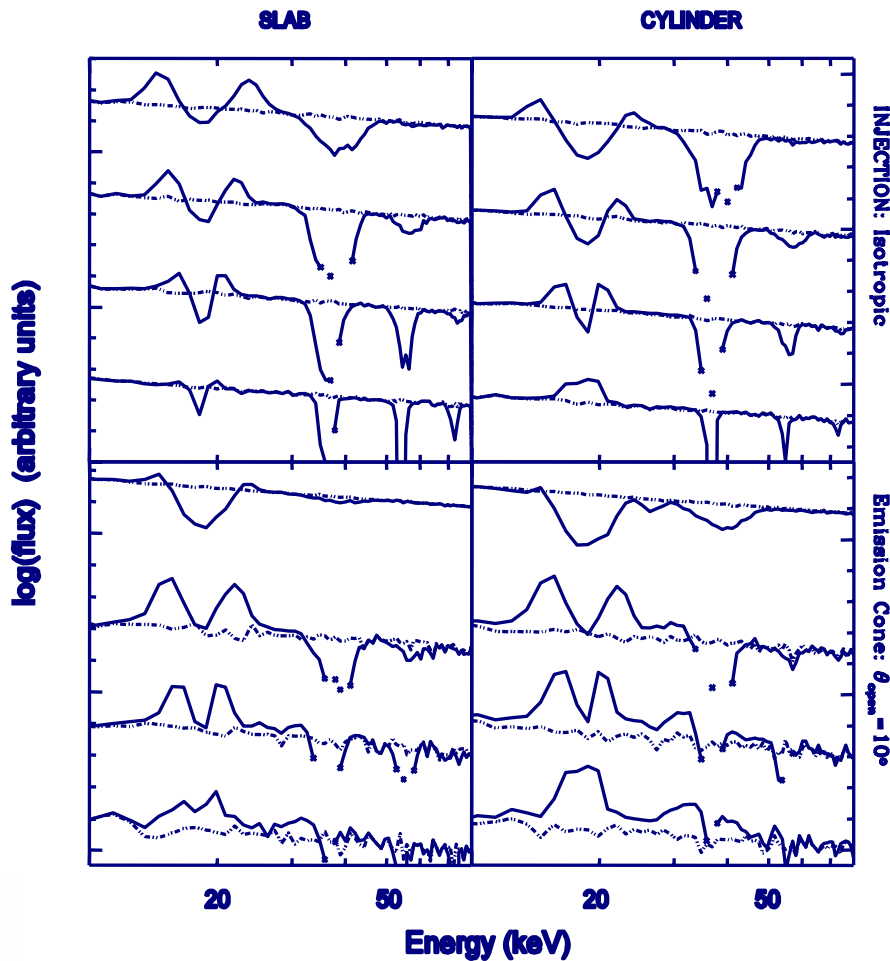
RELATIVE NUMBER OF SPAWNED FUNDAMENTAL PHOTONS^a

$\tau_e [\times 10^{-3}]$	0.1	0.3	1.0	3.0
$N_{sp}^{sl}/(N_{inj} + N_{sp}) \dots\dots$	10%	16%	23%	32%
$N_{sp}^{cy}/(N_{inj} + N_{sp}) \dots\dots$	7%	12%	19%	28%

^a As a function of optical depth and geometry for a field $B' = 0.04$. The superscript refers to slab and cylindrical geometries.

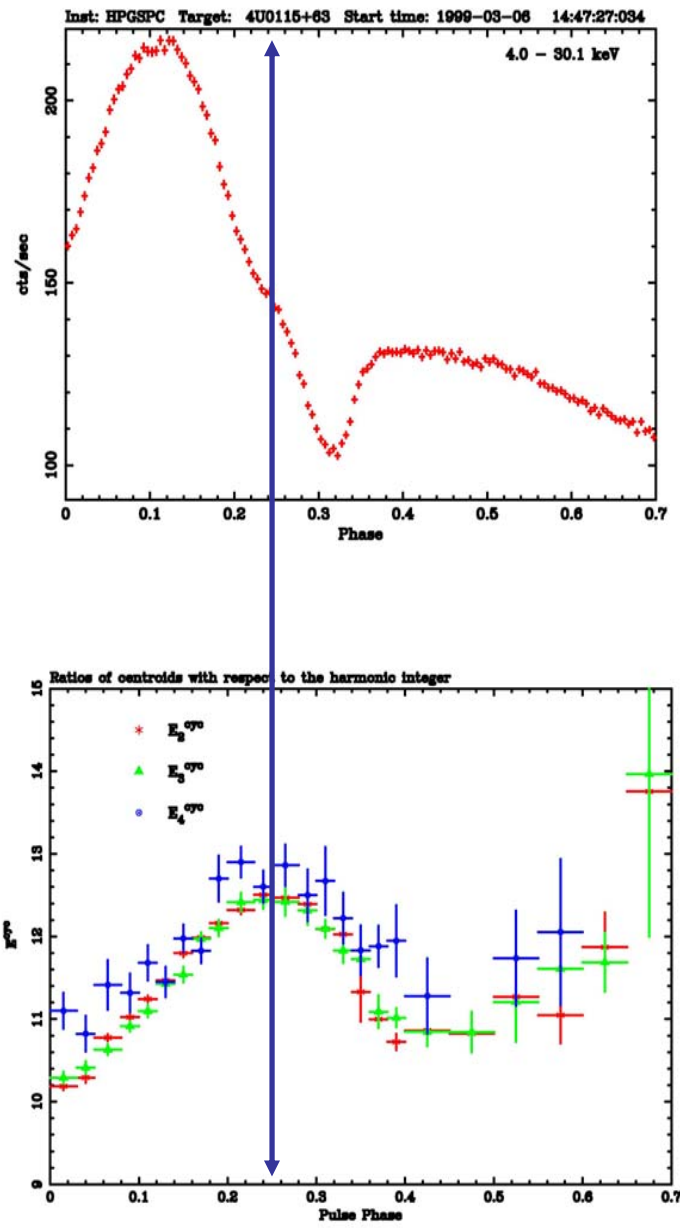
Relativistic angular distribution

$$\omega_{\text{rel}} = \frac{2(n - n') \omega_c mc^2}{E_n(1 + \sqrt{1 - 2x})} \quad \text{with} \quad x = \frac{(n - n')(\tilde{n}\omega_c) \sin^2 \theta}{E_n^2/mc^2}$$

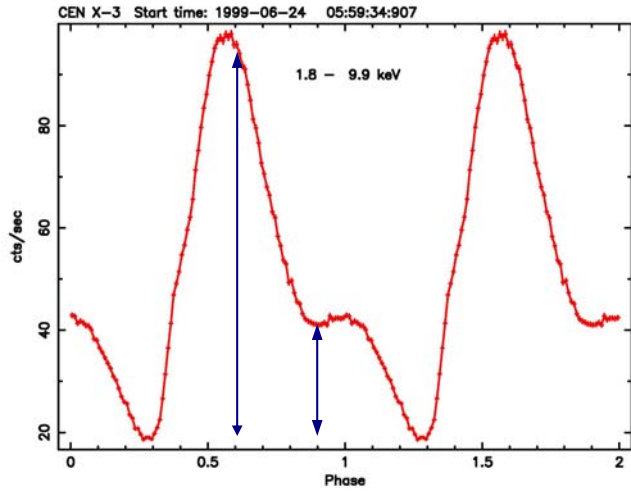


The “peak” of field phase-distribution is phase shifted with respect to the flux peak

Evidence of the complex non-dipole structure of the magnetic field:
Magnetic field non axisymmetric



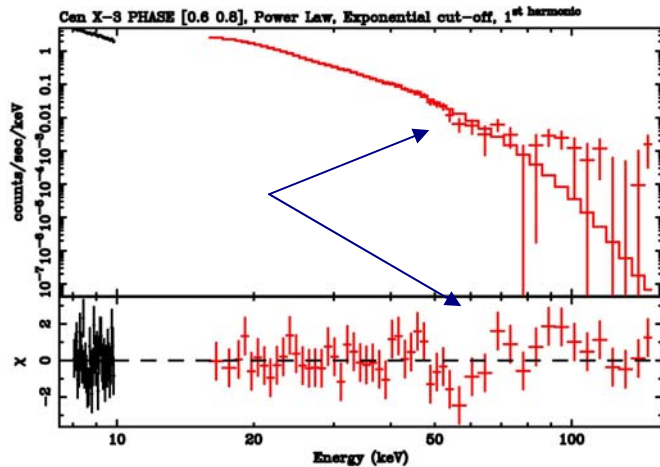
Is X0115+63 a unique case ?



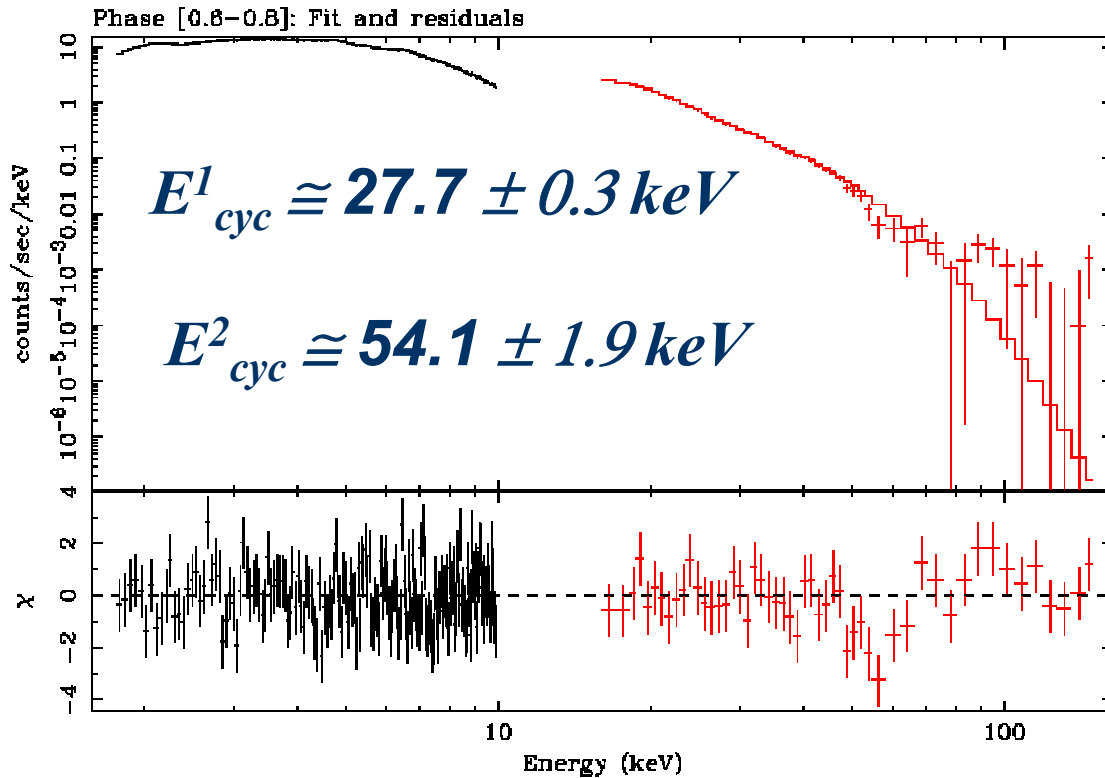
*Cyclotron Scattering
Second Harmonic in
Cen X-3*

$$E^1_{cyc} \cong 27.7 \pm 0.3 \text{ keV}$$

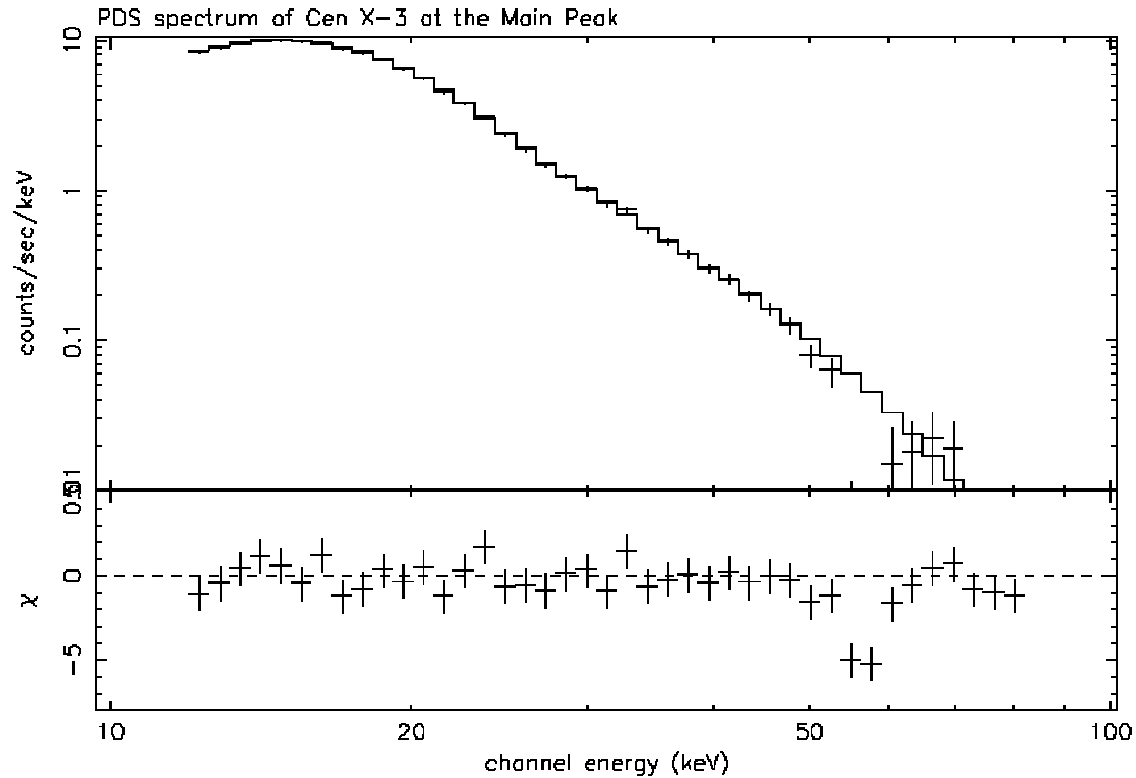
$$E^2_{cyc} \cong 54.1 \pm 1.9 \text{ keV}$$



Cen X-3: 1999 Observation

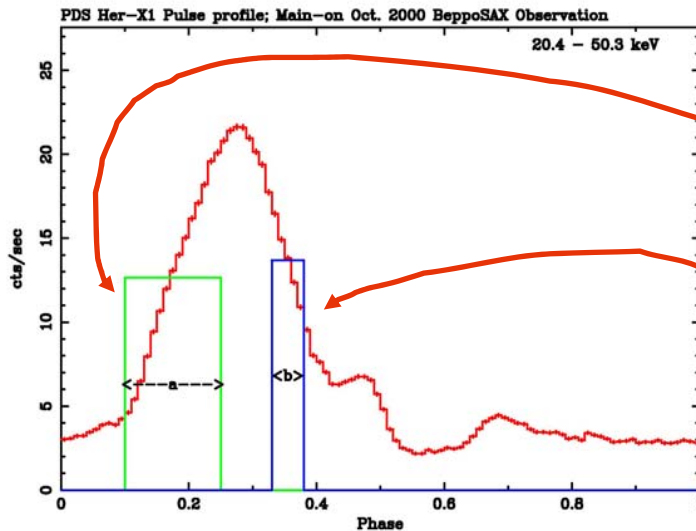
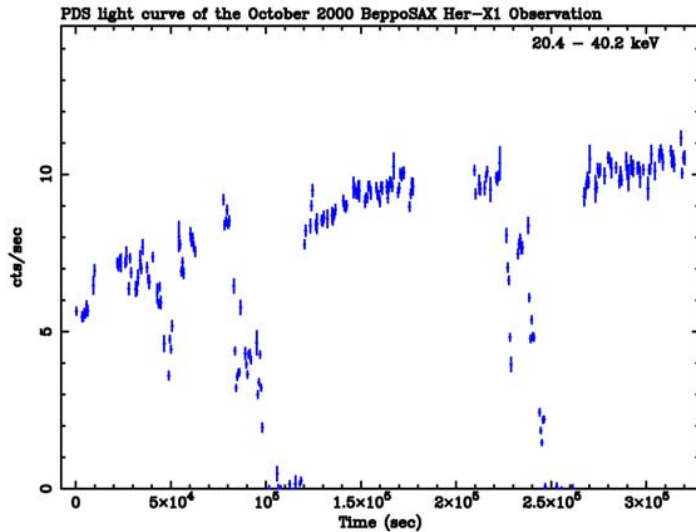


'97 Observation



Her X-1 was observed by BeppoSAX on October 2000

BeppoSAX observed the first “main on” state after an extended low state that last almost two years

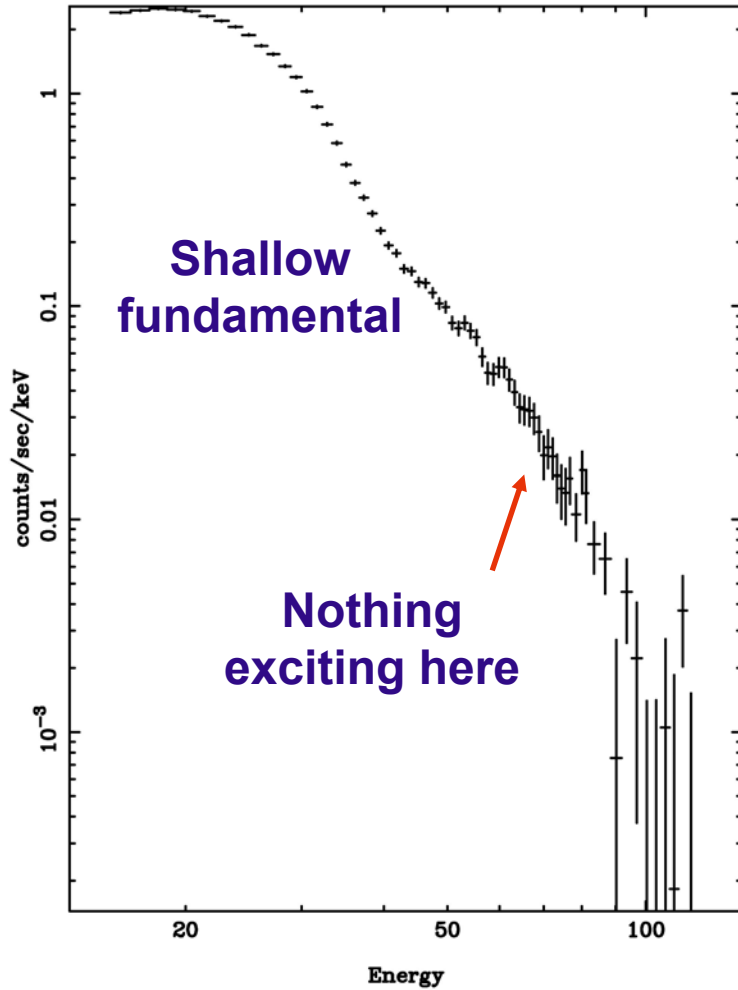


Pulse profile were apparently not very different from other observations. Evidence for spin down.

The source was bright → We searched for features in the rising and falling edge of the main peak pulse...

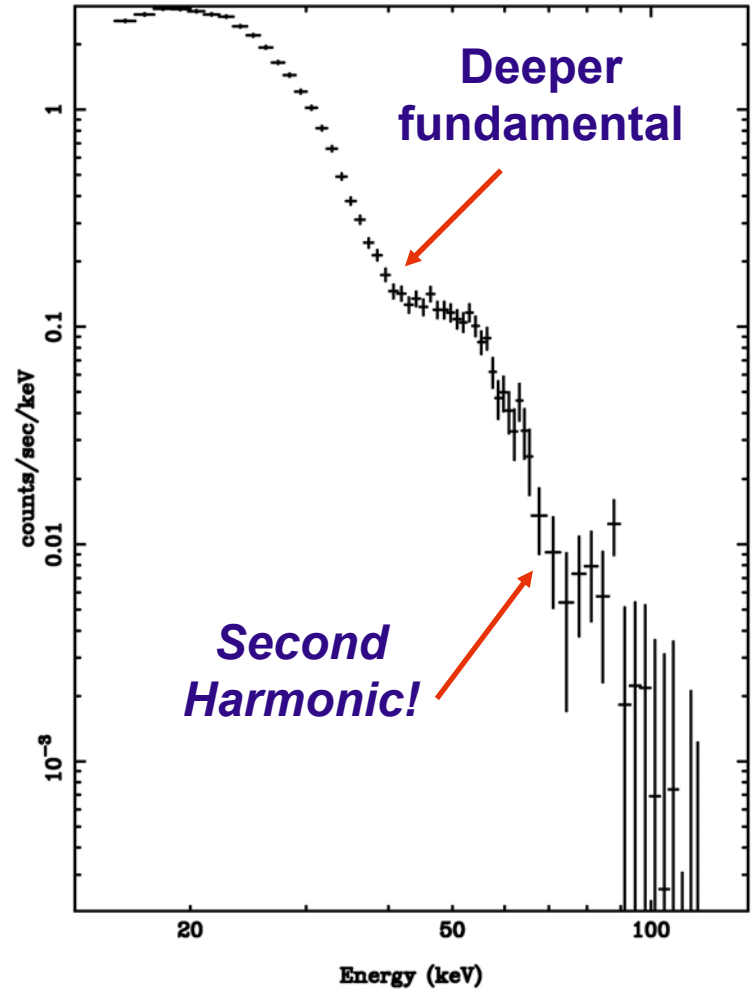
HER X-1: 2000 October

PHASE [0.1-0.5] The rise of the peak



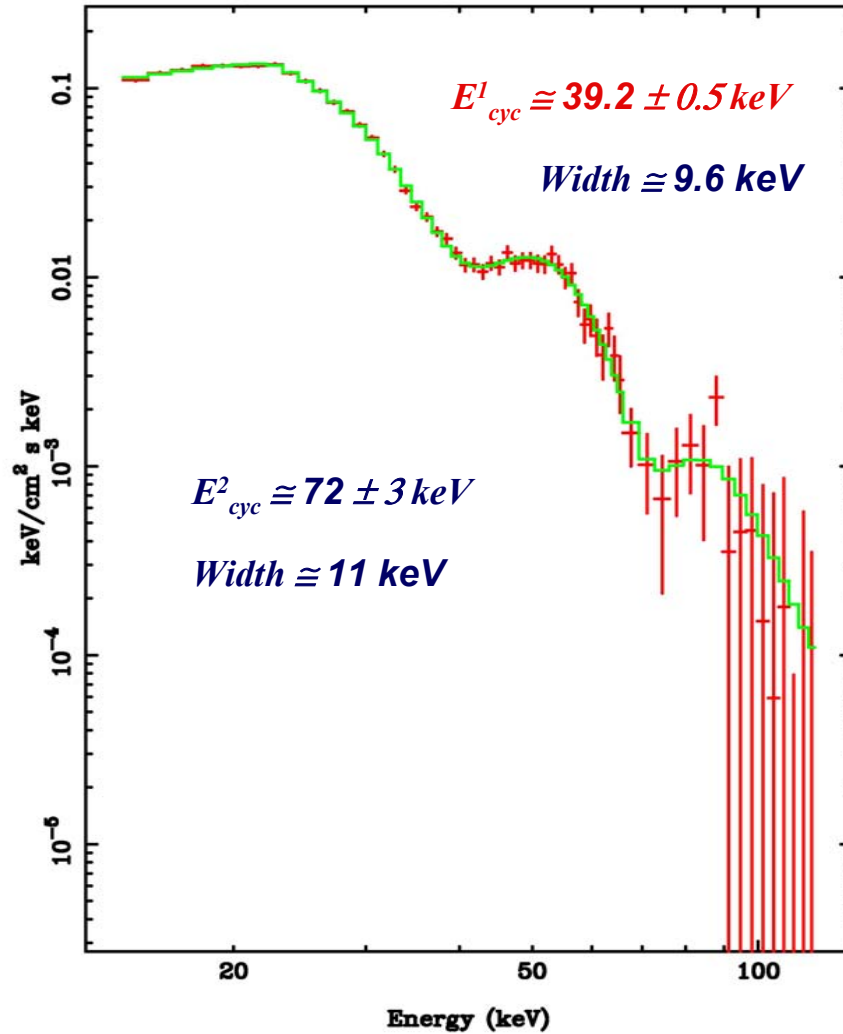
HER X-1: 2000 October

PHASE [0.33-0.38] the Fall of the Main Peak



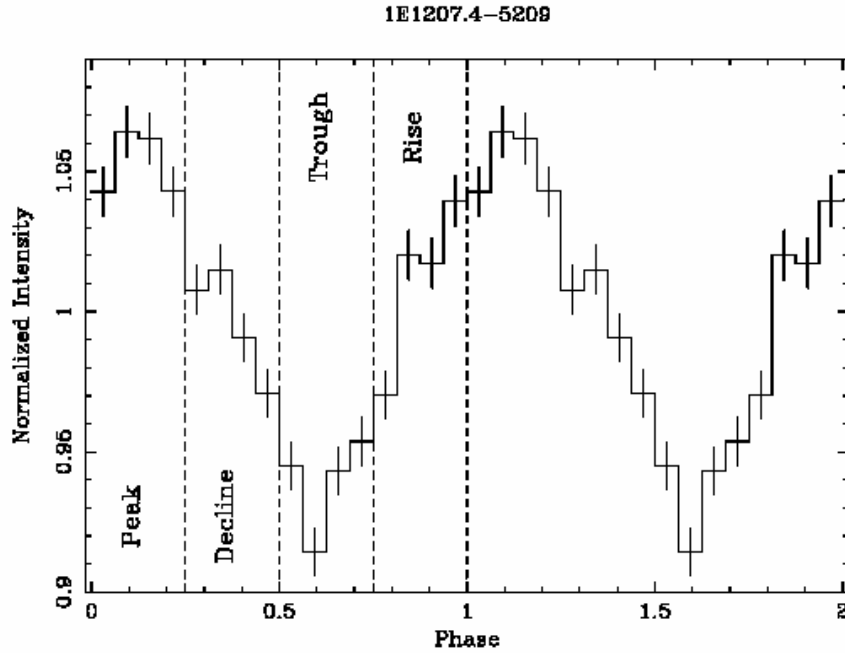
Her X-1: BeppoSAX observation, Main on October 2000

Fall of the peak, unfolded spectrum



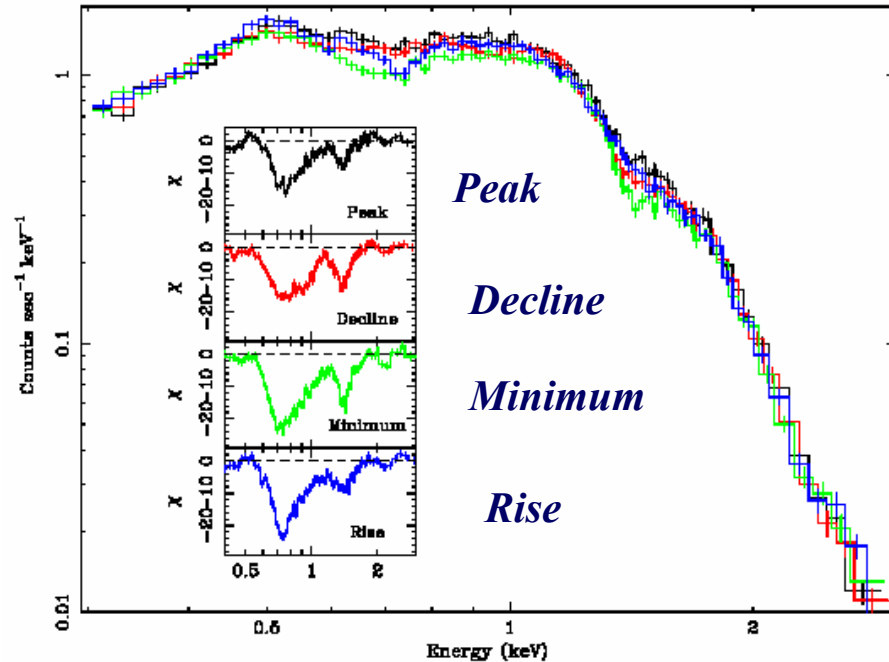
DISCOVERY OF X-RAY CYCLOTRON ABSORPTION LINES MEASURES THE
 MAGNETIC FIELD OF AN ISOLATED NEUTRON STAR

Bignami et al, 2003



*275 ks observation of XMM
 Evidence for three phase
 dependent regularly spaced
 absorption-like features →
 ~0.7, 1.4, 2.1 keV*

*If due to electron CRSF →
 B ~ 8 × 10¹⁰ G
 Not in agreement with →
 B ~ 2-3 × 10¹² G rotating dipole
 hypothesis*



AXRPs in the Galactic Center

ISGRI: 20-40 keV

GX1+4

OA01657-415

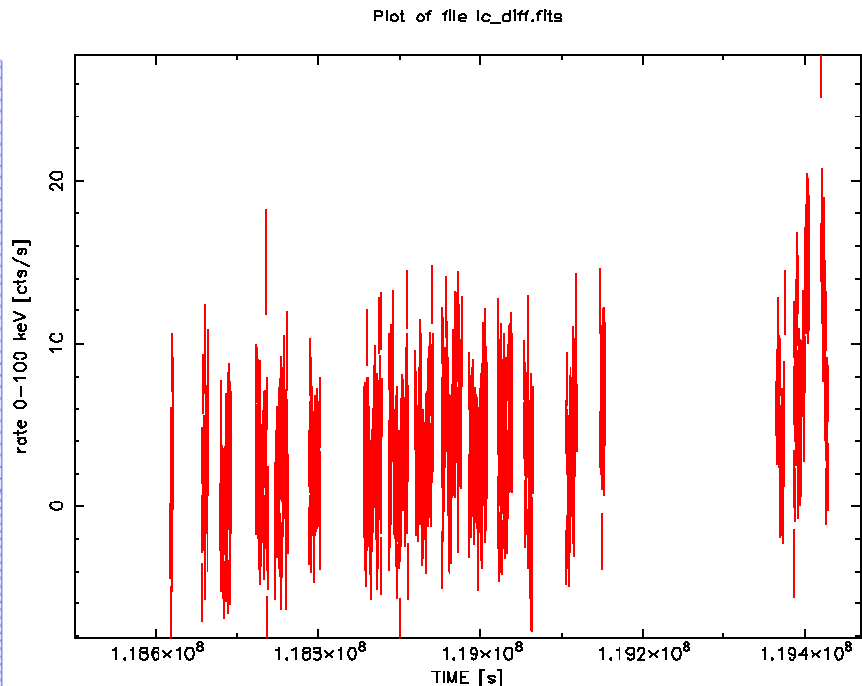
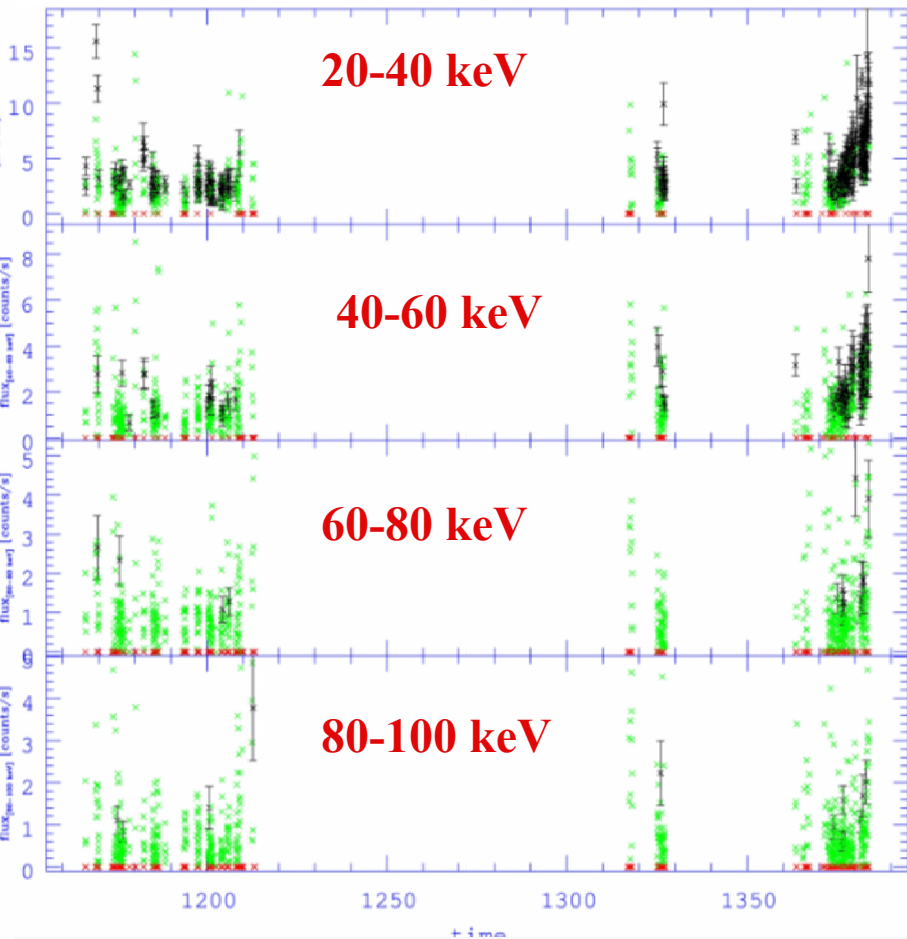
1742.8-2853

J1820.5-1434

J1808.4-3658

1822-371

Light Curve of GX 1+4



600 ks observation during GCDE

Flux_{2-100 keV} ~ 10 mCrab

Flare

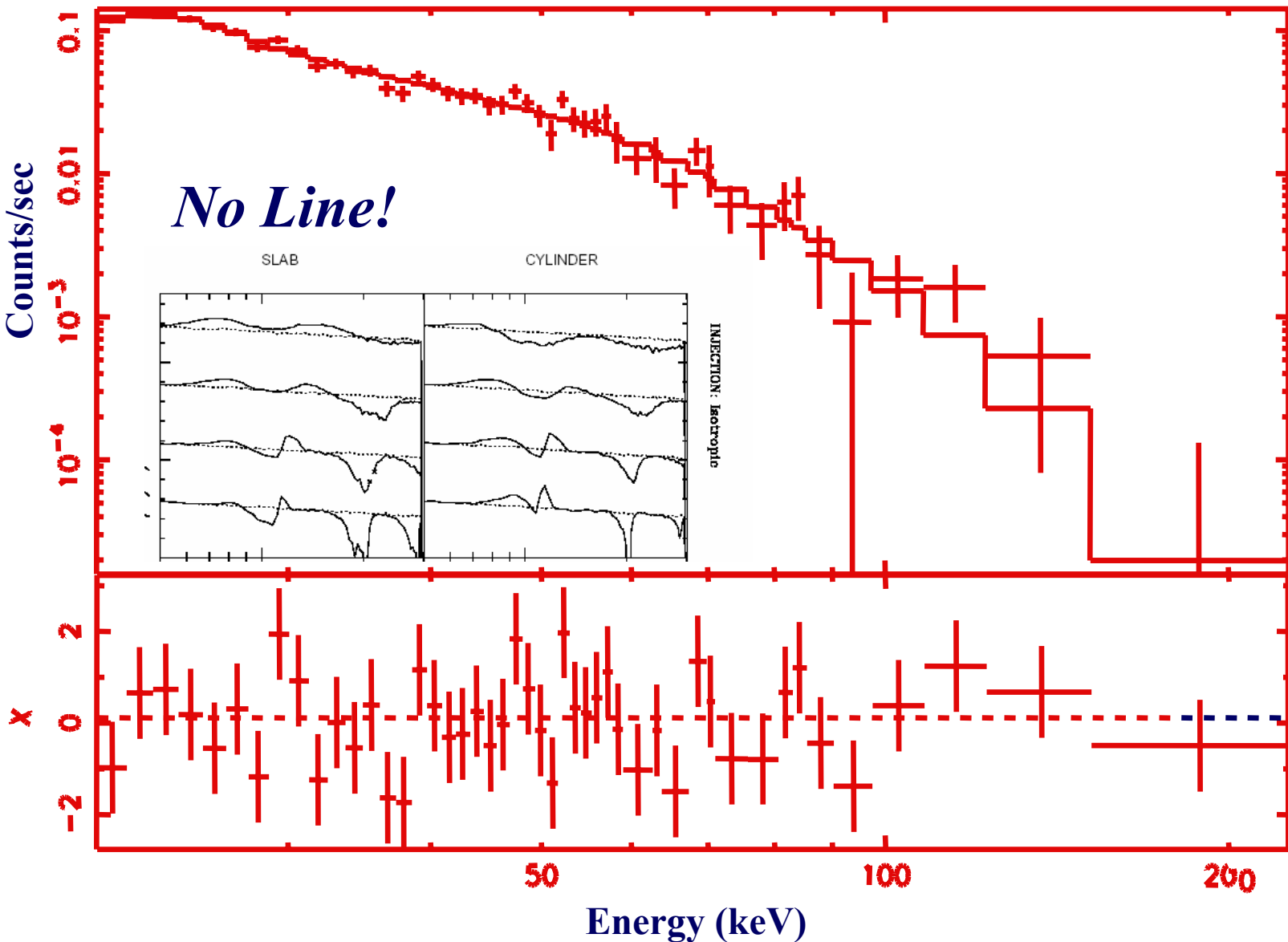


Flux_{2-100 keV} ≥ 100 mCrab

C. Ferrigno et al., 2004, in prep.

Galloway et al., MNRS 311, 755 (2000)

The ISGRI 20-200 keV Spectrum of GX1+4



The flourishing of X-ray Astronomy continue...

- **ASTRO E II** (...to be launched in 2005, high res. Spectroscopy and high sensitivity at hard X-ray)
- **MIRAX** (Hard X-ray imaging, monitoring of the GC Region)
- **DUO** (All sky survey)
- **Rosita** (Wolter-I optics, CCD, All sky imaging survey)
- **NeXT** (New X-ray Telescope, Multy layer, CdTe Arrays)
- **SIMBOL X** (0.5-70 keV, fomation flight)
- **HEXIT Sat** new-generation (20-70 keV) telescopes based on focusing multilayer optics and high Z solid-state detectors.



XEUS

Summary

- BeppoSAX and RXTE have revealed multiple harmonics in a number of AXRBPs, thus suggesting the presence of higher harmonic(s) **as a possible common feature**
- The discovery of the “cyclotronic” spectrum of 4U0115+63 is providing the observational base to check theoretical models of AXRBPs emission and line production
 - Role of multiple photon scattering
 - Emission geometry (slab vs. cylinder)
 - Relativistic kinematics
- Though Integral will contribute to the field, the next generation of X-ray observatories is expected to produce a real breakthrough