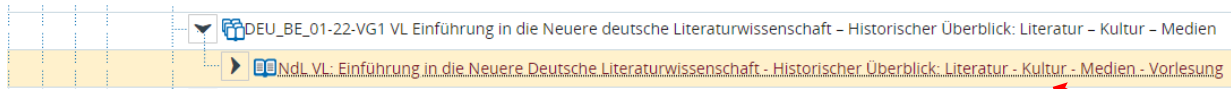


How to use Alma

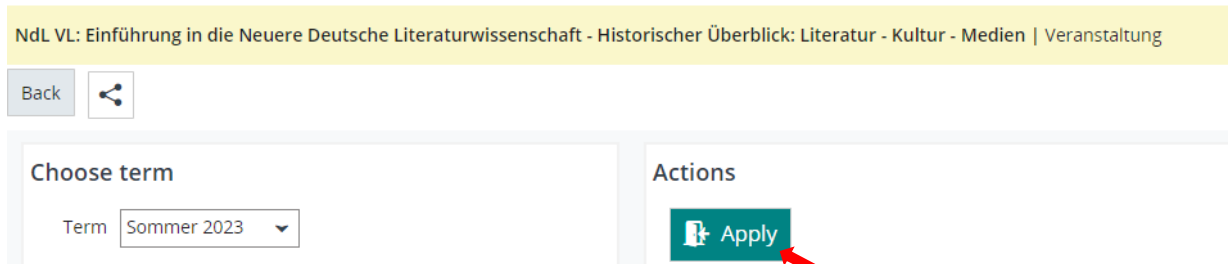
How to apply for a course

Step 1: Open the detail view of the course you would like to participate in.

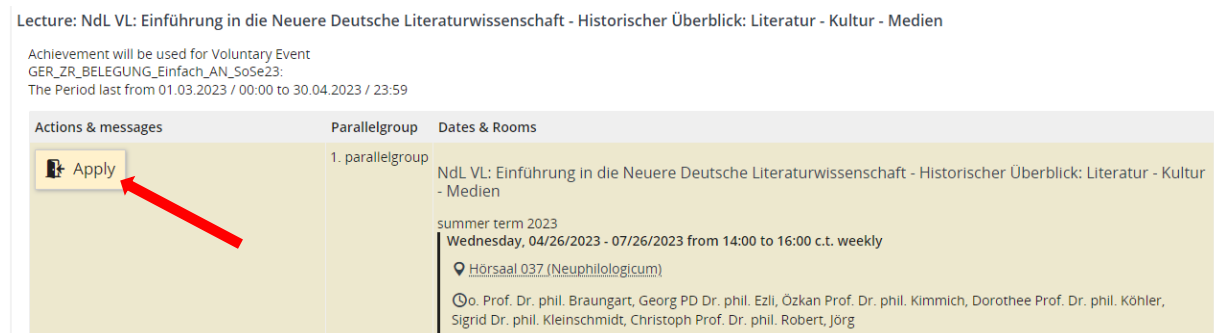


Step 2: Press “apply”.

Detail view

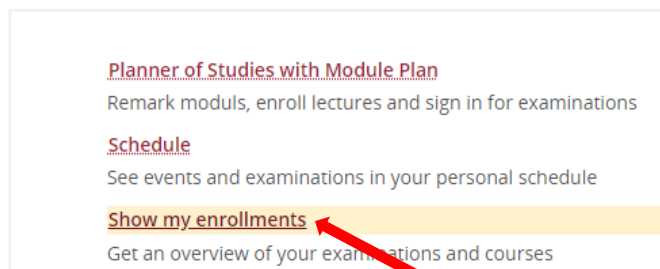


Step 3: Confirm your application.



Step 4: Check the status of your application (My studies > Show my enrollments). You have to be admitted to attend the course.

My Studies

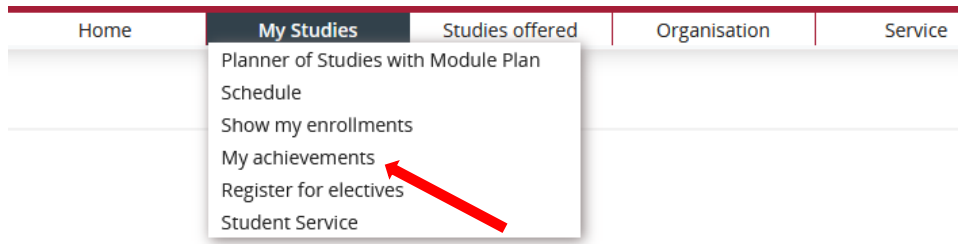


Einführung in die Neuere Deutsche Literaturwissenschaft - Historischer Überblick: Literatur - Kultur - Medien

	Status
L: Einführung in die Neuere Deutsche Literaturwissenschaft - Historischer Überblick: Literatur - Kultur - Medien Jul 26, 2023) from 2:00 PM to 4:00 PM weekly in Room Hörsaal 037 (Neuphilologikum) rt, Georg PD Dr. phil. Ezli, Özkan Prof. Dr. phil. Kimmich, Dorothee Prof. Dr. phil. Köhler, Sigrid Dr. phil. Kleinschmidt, Christoph Prof. Dr. phil. Robert, Jörg	Your actual status: registered Term of the examination: st 2023

How to download your Transcript of Records

Step 1: My studies > achievements




Step 2: My achievements > Bescheinigungen > Transcript of Records for Exchange Students (pdf)

Scroll down to the bottom of the page!

Study history ▶

Bescheinigungen

 [Transcript Of Records \(Deutsch\) \[PDF\]](#)

 [Transcript Of Records \(English\) \[PDF\]](#)

 [Transcript Of Records für Staatsexamen Jura \[PDF\]](#)

 [Transcript Of Records für Staatsexamen Pharmazie \[PDF\]](#)

 [Transcript of Records for Exchange Students \[PDF\]](#)