

## Substandard and Falsified Antibiotics and Medicines against Noncommunicable Diseases in Western Cameroon and Northeastern Democratic Republic of Congo

Simon Schäfermann,<sup>1</sup> Cathrin Hauk,<sup>1</sup> Emmanuel Wemakor,<sup>1</sup> Richard Neci,<sup>2</sup> Georges Mutombo,<sup>2</sup> Edward Ngah Ndze,<sup>3</sup> Tambo Cletus,<sup>3</sup> Fidelis Nyaah,<sup>4</sup> Manyi Pattinora,<sup>4</sup> Dorothee Wistuba,<sup>5</sup> Irina Helmle,<sup>1</sup> Christine Häfele-Abah,<sup>6</sup> Harald Gross,<sup>1</sup> and Lutz Heide<sup>1\*</sup>

<sup>1</sup>Pharmaceutical Institute, Eberhard Karls University Tuebingen, Tuebingen, Germany; <sup>2</sup>Le Dépôt Central Médico-Pharmaceutique de la 8e CEPAC (DCMP), Bukavu, Democratic Republic of Congo; <sup>3</sup>Cameroon Baptist Convention (CBC), Central Pharmacy, Mutengene, Cameroon; <sup>4</sup>Presbyterian Church in Cameroon (PCC), Central Pharmacy, Limbe, Cameroon; <sup>5</sup>Institute of Organic Chemistry, Eberhard Karls University Tuebingen, Tuebingen, Germany; <sup>6</sup>German Institute for Medical Mission (Difaem), Tuebingen, Germany

**Abstract.** Falsified and substandard medicines may undermine the progress toward the Sustainable Development Goals. The present study investigated the quality of 13 essential medicines in Cameroon and the Democratic Republic of Congo (DR Congo). Five hundred six medicine samples were collected from the government and faith-based health facilities, private pharmacies, and informal vendors (total 60 facilities). Collected samples were analyzed according to the U.S. Pharmacopeia (USP) for identity, content, and dissolution of their active pharmaceutical ingredients (APIs) and for uniformity of dosage units. Three samples (0.6%) were identified as falsified. Overall, 8.5% of the samples failed USP specifications for the content of the API and 11.7% failed dissolution testing. Medicines from informal vendors showed a higher out-of-specification rate (28.2%) than other types of drug outlets (12.3%;  $P < 0.0001$ ). All three falsified medicines had been sold by informal vendors. The failure rate of medicines stated to be produced in Europe (5.1%) was lower than that for medicines from Asia (17.7%;  $P = 0.0049$ ) and Africa (22.2%;  $P = 0.0042$ ). Medicines against noncommunicable diseases showed a higher failure rate than antibiotics (25.3% versus 12.1%;  $P = 0.0004$ ). Four hundred fifty-one of the samples were analyzed in Cameroon and the DR Congo with the Global Pharma Health Fund Minilab (thin-layer chromatography and disintegration testing). The three falsified medicines were readily detected in Minilab analysis. However, substandard samples were detected with low sensitivity. A well-enforced ban of medicine sales by informal vendors and increased attention to supplier qualification in the procurement process may reduce the prevalence of substandard and falsified medicines.

### INTRODUCTION

In the past decades, access to medicines in low- and middle-income countries (LMICs) has improved,<sup>1,2</sup> but the occurrence of substandard and falsified (SF) medicines has been reported frequently and was even described as a “pandemic” by some authors.<sup>3</sup> Substandard and falsified medicines pose a serious risk to global health, and therefore, access to safe, quality, and affordable medicines has been included in the Sustainable Development Goals of the United Nations as Goal No. 3.8.<sup>4</sup> Substandard and falsified medicines may cause prolonged illness and treatment failures and can also directly harm patients through toxic effects or adverse reactions.<sup>5,6</sup> Yet, reliable data about their prevalence are sparse.<sup>7–9</sup> Following the first international conference on Medicine Quality and Public Health in 2018, researchers from all over the world called for investment, policy change, and action to eliminate SF medical products, and they formulated a research agenda stressing the urgent need for epidemiological evidence on the prevalence of SF medical products in different countries, in different sectors of the health system, and for different categories of medicines.<sup>10</sup>

Although medicine quality problems have been reported to occur worldwide, the burden of SF medicines is heavily concentrated in LMICs.<sup>8</sup> A review article by the WHO calculated an average prevalence of 10.5% SF medicines in these countries.<sup>7</sup> A review and meta-analysis by Ozawa et al.<sup>11</sup> estimated their prevalence in Africa to be 18.7%. Both these reviews emphasized the problem of strong heterogeneity of methods and results across different

surveys on SF medicines.<sup>7,11</sup> The lack of a common terminology further hampered the comparison of data from different studies, until finally the 2017 World Health Assembly agreed on common definitions for “substandard” and “falsified” medicines.<sup>12</sup> Substandard medicines are now defined as “authorized medical products that fail to meet either their quality standards or specifications or both.” They may result from poor manufacturing, or from inappropriate transport or storage conditions. Falsified medicines are defined as “medical products that deliberately or fraudulently misrepresent their identity, composition, or source.”<sup>12</sup>

In the Democratic Republic of Congo (DR Congo) and in Cameroon, so far only few medicine quality studies have been conducted, mostly focusing on antimalarials, antiretrovirals, and antibiotics. The Quality of Selected Antimalarial Medicines Circulating in Six Countries of Sub-Saharan Africa (QAMSA) study conducted by the WHO in six African countries reported that in Cameroon, 37% of the 41 tested antimalarial samples failed quality testing.<sup>13</sup> Petersen et al.<sup>14</sup> investigated 869 medicines from seven African and Asian countries using the Minilab of the Global Pharma Health Fund (GPHF, Giesen, Germany).<sup>15</sup> For those samples which failed Minilab testing, confirmatory analysis was carried out using high-performance liquid chromatography (HPLC). In Cameroon and in the DR Congo, 7.1% and 2.7% of the samples collected were found to be falsified or substandard, respectively, although the authors noted that a number of substandard medicines may have escaped detection because of the limited sensitivity of the GPHF Minilab.<sup>14</sup> In 2018, Mufusama et al.<sup>16</sup> reported the quality of artemether/lumefantrine combination products collected in eight cities of the DR Congo. When analyzed using thin-layer chromatography (TLC) with the GPHF Minilab, four of the 150 investigated samples (2.7%)

\* Address correspondence to Lutz Heide, Pharmaceutical Institute, Eberhard Karls University Tuebingen, Auf der Morgenstelle 8, Tuebingen 72076, Germany. E-mail: heide@uni-tuebingen.de

were found not to contain the declared active pharmaceutical ingredients (APIs), and this was confirmed by HPLC analysis. The failure rate reportedly increased to 46.7% when also quantitative deviations from the declared amount of the APIs were considered. The authors noted that this failure rate was quite high compared with other medicine quality surveys. Schiavetti et al.<sup>17</sup> investigated the quality of medicines used in children, supplied by private wholesalers in Kinshasa in the DR Congo in 2018. Of the 239 tested samples, representing artemether/lumefantrine and amoxicillin powders for suspension and paracetamol tablets, 27% were of poor quality. By contrast, 35 antiretroviral medicine samples collected in different regions of Cameroon all showed good quality.<sup>18</sup>

As emphasized in the WHO Global Status Report on non-communicable diseases (NCDs) of 2014,<sup>19</sup> the burden of death and disease resulting from NCDs is heavily concentrated in LMICs. Hunter-Adams et al.<sup>20</sup> expected that the burden of diabetes in Africa will be more than double in the next decade. Nevertheless, so far, the quality of medicines against NCDs has only been evaluated in few studies. The SEVEN study investigated the quality of seven cardiac medicines from 10 different countries, including the DR Congo,<sup>21</sup> and 26.7% of the 90 samples collected in the DR Congo were reported to be of poor quality.

Following the aforementioned call for research on the prevalence of SF medicines in different countries, in different sectors of the health system, and for different categories of medicines,<sup>10</sup> the present study investigated the prevalence of SF medicines among selected medicines against NCDs and antibiotics in government and faith-based health facilities, private pharmacies, and informal vendors of Cameroon and of the DR Congo. Samples were first tested with the GPHF Minilab. Subsequently, all samples, irrespective of the results obtained in the GPHF Minilab analysis, were also tested with the methods of the U.S. Pharmacopeia (USP) for identity, content, and dissolution of the APIs and for uniformity of the dosage units. The use of both Minilab and compendial analysis in the present study allows an evaluation of the sensitivity and specificity of the screening with the GPHF Minilab. Data on the availability, prices, and

affordability of the medicines were collected additionally and have been published elsewhere.<sup>22</sup>

To the best of our knowledge, this is the largest and most comprehensive study on medicine quality conducted in Cameroon and the DR Congo so far, and at the same time, the largest investigation of the dissolution of the APIs of medicines on the African market published until now.

## MATERIALS AND METHODS

**Study design and included medicines.** This study was designed observing the recommendations contained in the WHO guidelines on the conduct of surveys of the quality of medicines<sup>23</sup> and the Medicine Quality Assessment Reporting Guidelines (MEDQUARG guidelines).<sup>24</sup> Thirteen medicines, that is, seven antibiotics and six medicines against NCDs were included, in dosages for adults. They are listed in Table 1. All of them were selected from the essential medicines lists of the Republic of Cameroon<sup>25</sup> and the DR Congo.<sup>26</sup> Medicines were selected for which both a USP-finished pharmaceutical product monograph and a GPHF Minilab method were available for medicine quality analysis. The included medicines were identical in both countries with one exception: in the DR Congo, atenolol tablets were included, but in Cameroon, the local partners and Jingi et al.<sup>27</sup> reported that atenolol was not frequently used. On request by the local partners, glibenclamide (=glyburide) was included instead of atenolol in Cameroon.

**Ethical approval.** This study was approved by the Ministry of Health of the DR Congo (Ref. CAB/Min-Prov/SGFEAHRAP/SK/01/2017) and by the Ministry of Public Health of the Republic of Cameroon, Comité National d'Ethique de la Recherche pour la Santé Humain (Ref. 243674339).

**Sampling sites.** This study was conducted in the northeast of the DR Congo in the provinces Ituri, North Kivu, South Kivu, and Tanganyika, and in western Cameroon, in the regions Adamawa, Centre, Littoral, Northwest, Southwest, and West (Figure 1) because these were the provinces/regions where the local partners worked. The selection of the sampling sites has been described in the evaluation of the availability and

TABLE 1

Limits for compliance/noncompliance, and for moderate and extreme deviations from pharmacopoeial specifications, used in this study.

International nonproprietary names	Dosage form	Content of the API (=assay) (% of declared content)			Dissolution of the API (% of declared content)		
		Complies	Moderate deviation	Extreme deviation	Complies	Moderate deviation	Extreme deviation
Amoxicillin	Tablets	90–120	80 to < 90	< 80 or > 120	≥ 85	< 85 to 60	< 60
Clavulanic acid		90–120	80 to < 90	< 80 or > 120	≥ 80	< 80 to 55	< 55
Amoxicillin	Tablets	90–120	80 to < 90	< 80 or > 120	≥ 75	< 75 to 50	< 50
Amoxicillin	Capsules	90–120	80 to < 90	< 80 or > 120	≥ 80	< 80 to 55	< 55
Ciprofloxacin	Tablets	90–110	80 to < 90 or > 110 to 120	< 80 or > 120	≥ 80	< 80 to 55	< 55
Doxycycline	Tablets/capsules	90–120	80 to < 90	< 80 or > 120	≥ 85	< 85 to 60	< 60
Doxycycline hyclate	Tablets	90–120	80 to < 90	< 80 or > 120	≥ 85	< 85 to 60	< 60
Doxycycline hyclate	Capsules	90–120	80 to < 90	< 80 or > 120	≥ 80	< 80 to 55	< 55
Penicillin V	Tablets	90–120	80 to < 90	< 80 or > 120	≥ 75	< 75 to 50	< 50
Metronidazole	Tablets	90–110	80 to < 90 or > 110 to 120	< 80 or > 120	≥ 85	< 85 to 60	< 60
Sulfamethoxazole	Tablets	93–107	80 to < 93 or > 107 to 120	< 80 or > 120	≥ 70	< 70 to 45	< 45
Trimethoprim		93–107	80 to < 93 or > 107 to 120	< 80 or > 120	≥ 70	< 70 to 45	< 45
Atenolol	Tablets	90–110	80 to < 90 or > 110 to 120	< 80 or > 120	≥ 80	< 80 to 55	< 55
Furosemide	Tablets	90–110	80 to < 90 or > 110 to 120	< 80 or > 120	≥ 80	< 80 to 55	< 55
Glibenclamide (glyburide)	Tablets	90–110	80 to < 90 or > 110 to 120	< 80 or > 120	≥ 70	< 70 to 45	< 45
Hydrochlorothiazide	Tablets	90–110	80 to < 90 or > 110 to 120	< 80 or > 120	≥ 60	< 60 to 35	< 35
Metformin	Tablets	95–105	80 to < 95 or > 105 to 120	< 80 or > 120	≥ 70	< 70 to 45	< 45
Salbutamol (albuterol)	Tablets	90–110	80 to < 90 or > 110 to 120	< 80 or > 120	≥ 80	< 80 to 55	< 55

API = active pharmaceutical ingredients. United States Pharmacopeia 41 specifications were used for compliance/non-compliance. Following the suggestion of the QAMSA study by WHO,<sup>13</sup> extreme deviation was defined as an API content deviating by more than 20% from the declared amount, and/or an average dissolution of the API of the tested units falling more than 25% below the pharmacopoeial Q-value. In this study, all observed assay failures were due to insufficient API content, no sample failed due to excessive API content (see Results section).

prices of the included medicines.<sup>22</sup> For the four provinces in the northeast DR Congo, a complete list of the health zones (total 116 zones) was obtained. On consultation with the local partners, 70 of these zones were identified as unsafe for travel by the study personnel and, therefore, had to be excluded from the study. Of the remaining 46 health zones, two from each of the four provinces were randomly selected using the return random number (RAND) function of Microsoft Excel. In addition, Kadutu Health Zone in Bukavu, South Kivu, was added on request by the local partners because it comprised the biggest unlicensed market for medicines and was considered important in the assessment of medicine quality problems in that region. In the DR Congo, the health zone is a set of health centers linked to a hospital.<sup>28</sup> In each of the selected health zones, the samples were collected first from the main hospital of that zone. When this was a government-operated general referral hospital, medicines were sampled also from the nearest church health center, private pharmacy, and informal vendor of medicines. Correspondingly, if the main hospital was a church-operated centre hospitalier, medicines were sampled also from the nearest governmental health center, private pharmacy, and informal vendor. In Ituri Province, no informal medicine vendors could be found because tight control was enforced by the authorities in that province following a major medicine scandal.<sup>5</sup> Therefore, in the DR Congo, samples for this study were collected from 34 medicine outlets, located in nine health zones in four provinces.

The structure of the health system of Cameroon has been described in two recent documents.<sup>29,30</sup> For the present study, a complete list of the 45 church health facilities in the six included regions was obtained. For each region, one church health facility was randomly selected. Samples were collected from this church health facility and from the geographically nearest governmental health facility, private pharmacy, and informal vendor in that region. By chance, the random selection had not included any church health facility operated by the catholic church, and the local partners requested that of the 10 catholic health facilities existing in the six regions, two were randomly selected and included as well. Therefore, in

Cameroon, samples were collected from 26 medicine outlets, located in six of Cameroon's 10 regions.

**Sample collection.** Samples were collected between August 2017 and November 2018. An overt sampling approach was used in public and church health facilities, that is, the investigators identified themselves and explained the purpose of the study. By contrast, a mystery shopper approach was used in informal vendors and private pharmacies, that is, the local investigators acted as customers, stating that they own a small informal medicine outlet. If the medicine outlets had more than one brand of the included medicines in stock, the cheapest brand was collected. For each sample, an amount of 100 dosage units (capsules or tablets) was purchased if available, otherwise less, but samples were only collected if at least 30 dosage units could be obtained. In government and church health facilities, replacements for the sampled medicines were offered by the sample collectors to avoid that stock-outs would result from this study. Replacement medicines were obtained from the medical stores of the local partner organizations. If the visited facilities preferred, the sampled medicines were paid for.

Samples were purchased in their original containers if possible. Preprinted labels with a unique sample number were attached to each sample on collection. Brand name, batch number, manufacturing date, expiry date, name of manufacturer, international nonproprietary names of the APIs, strength, dosage form, package size, and price were recorded as stated on the labels. All samples were transported from the collection sites to the medical stores of the local partner organizations as fast as possible. Shipment to Tuebingen University, Germany, was done by commercial courier services. At Tuebingen University, the samples were stored in an air-conditioned storage room at 21°C until analysis.

**Chemical analysis.** Of all samples consisting of more than 50 units (=tablets or capsules), 25 units were retained by the local partners for GPHF Minilab analysis in the respective country and the remaining units were shipped to Tuebingen University, Germany, for compendial analysis. For three samples, less than 50 units had been collected, and in these cases, all units were sent to Germany.

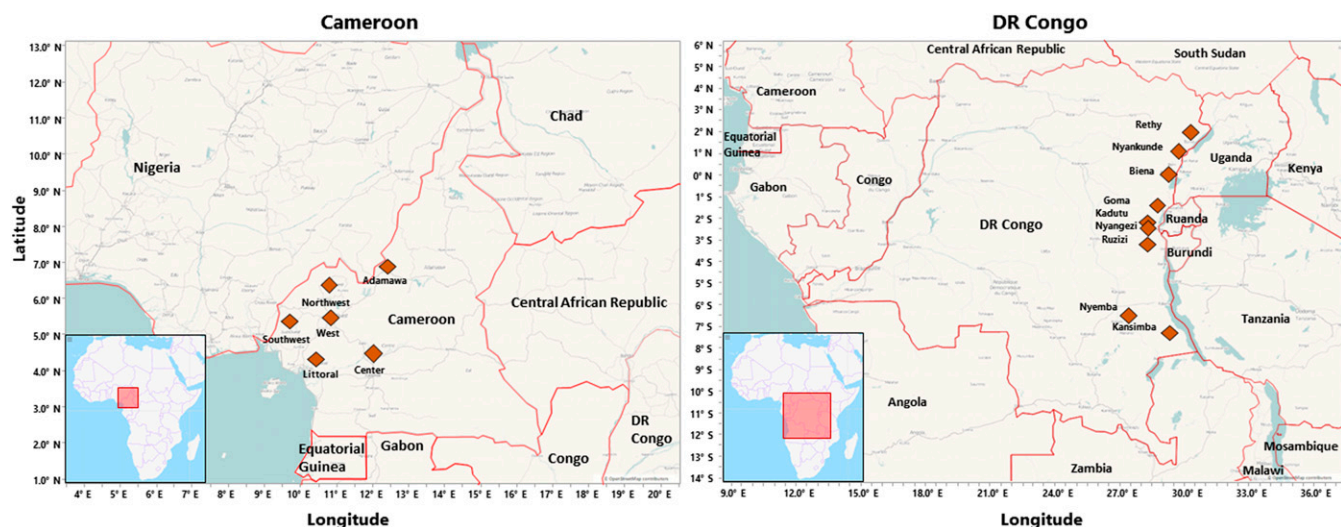


FIGURE 1. Map of the locations from which samples were collected in Cameroon and the Democratic Republic of Congo (DR Congo). This figure appears in color at [www.ajtmh.org](http://www.ajtmh.org).

Global Pharma Health Fund Minilab analysis comprised visual inspection, TLC, and disintegration testing according to the Minilab manual<sup>15</sup> and was carried out by the local partners in Cameroon and the DR Congo. Results of TLC analysis were recorded by photographs of the developed TLC plates.

Compendial analysis was carried out at the Pharmaceutical Institute of Tuebingen University according to the monographs of the USP 2018 (USP 41) for the respective finished pharmaceutical products. It comprised identification of the declared API by HPLC in comparison with certified reference standards, and quantification of the API (=assay), dissolution testing, and testing for uniformity of dosage units. Certified pharmaceutical secondary reference standards were purchased from Sigma-Aldrich (St. Louis, MO). Using the columns and solvent systems specified by USP 41, HPLC-UV analysis was carried out using an Agilent 1100 HPLC or an Agilent 1260 Infinity II HPLC (Agilent Technologies, Santa Clara, CA). Dissolution tests were performed with a PTWS 610 Dissolution Testing Instrument (Pharma Test Apparatebau AG, Hainburg, Germany) and an Agilent 708-DS Dissolution Apparatus (Agilent Technologies). Uniformity of dosage units was determined using the test for weight variation which, according to USP 41, is applicable if one unit contains at least 25 mg of the API, and the API comprises 25% or more of the whole tablet or the capsule content weight. In this study, this was applicable for the samples containing amoxicillin, ciprofloxacin, doxycycline, penicillin V, metronidazole, sulfamethoxazole, atenolol, furosemide, and metformin, and thereby for 425 of the 506 investigated samples.

Samples that showed unknown substances in LC-UV analysis were further analyzed using LC-HR-MS/MS and, in case of sample QMC266, nuclear magnetic resonance (NMR) analysis was performed for identification of these unknown substances. LC-HR-MS/MS analysis was conducted in the Institute of Organic Chemistry, Tuebingen University, on a Thermo Scientific UltiMate 3000 HPLC System coupled with an ESI-TOF Bruker maXis 4G (Bruker Daltonics, Billerica, MA) in the positive mode and using high resolution. For NMR analysis of sample QMC266, the tablets were ground and the API was dissolved in methanol. The resulting solution was filtered and evaporated to dryness, and the residue was redissolved in  $d_4$ -MeOH. One-dimensional and 2D NMR spectra were recorded at the Pharmaceutical Institute, Tuebingen University, with a Bruker Avance III HD 400 MHz NMR spectrometer (Bruker BioSpin GmbH, Rheinstetten, Germany). NMR spectra were calibrated to the residual solvent signals ( $d_4$ -MeOH resonances at  $\delta_H = 3.31$  and  $\delta_C = 49.0$  ppm) or the internal offset for<sup>15</sup> N assigned by the instrument manufacturer.

**Definitions of medicine quality.** For the compendial tests, the limits for compliance described in the respective USP 41 monograph were used. As proposed in the QAMSA study by the WHO<sup>13</sup> and also applied in our previous study in southern Togo,<sup>31</sup> samples deviating from USP 41 specifications for assay and/or dissolution were further divided into those showing only moderate deviations from the pharmacopoeial limits and those showing extreme deviations. Extreme deviation was defined as an API content deviating by more than 20% from the declared amount and/or an average dissolution

of the API of the tested units falling more than 25% below the pharmacopoeial limit (i.e., below the pharmacopoeial Q value minus 25%).<sup>13</sup> Table 1 shows the limits for compliance given by USP 41 for all investigated types of medicines and the limits for extreme deviations.

For the definition of falsified medicines, the current WHO definitions were used.<sup>12</sup> Results of GPHF Minilab TLC and disintegration testing were classified as pass/fail following the instructions of the GPHF Minilab manual.<sup>15</sup>

**Statistical calculations.** Statistical evaluations were performed using JMP 14.2 (SAS GmbH, Heidelberg, Germany). The prevalence of SF medicines and the corresponding CIs were determined by distribution analysis. Significance of differences in the prevalence of SF medicines between different groups was calculated using Fisher's exact test or Pearson's chi-squared test. Comparisons of Minilab testing results to compendial testing results were calculated with contingency analysis.

**Information of national authorities and stakeholders.** The Laboratoire National de Contrôle de Qualité de Médicaments de d'Expertise (LANACOME), Cameroon, and the WHO Rapid Alert System were informed immediately about falsified medicines detected in this study. The complete survey results were shared with the national authorities, that is, the Directeur Général de la Santé, Ministère de la Santé Publique, DR Congo; the Direction de la Pharmacie et du Médicament de la République du Congo; the Direction de la Pharmacie du Médicament et des Laboratoires, Ministère de la Santé Publique, Cameroon; and the LANACOME, Cameroon; and with the WHO Rapid Alert System. In addition, the findings of this study were presented to representatives of the African national medicine quality control laboratories at the third African Medicines Quality Forum in Abuja, Nigeria, in February 2020.

## RESULTS

**Overview of collected medicine samples.** A total of 502 medicine samples were purchased from 26 sampling sites in Cameroon and 34 sampling sites in the DR Congo. Visual inspection showed that four samples included packages with two different batch numbers instead of representing a uniform sample. These different batches were subsequently treated as separate samples and analyzed for their quality individually. Therefore, the total sample size was 506.

The total number of samples collected per type of medicine is depicted in Figure 2A. Obviously, not all medicines were available at all of the 60 sampling sites; therefore, the theoretical number of 60 samples was not reached for any of the included medicines, although ciprofloxacin and metronidazole tablets came close with 57 samples each. A detailed analysis of the availability as well as of prices and affordability of the included medicines has been published in a separate article.<sup>22</sup>

As shown in Figure 2B, originator medicines represented only 6% of the collected samples. The vast majority were generic medicines, either sold under their international non-proprietary name ("unbranded generic products") or under a brand name decided by the marketing authorization holder ("branded generic products").

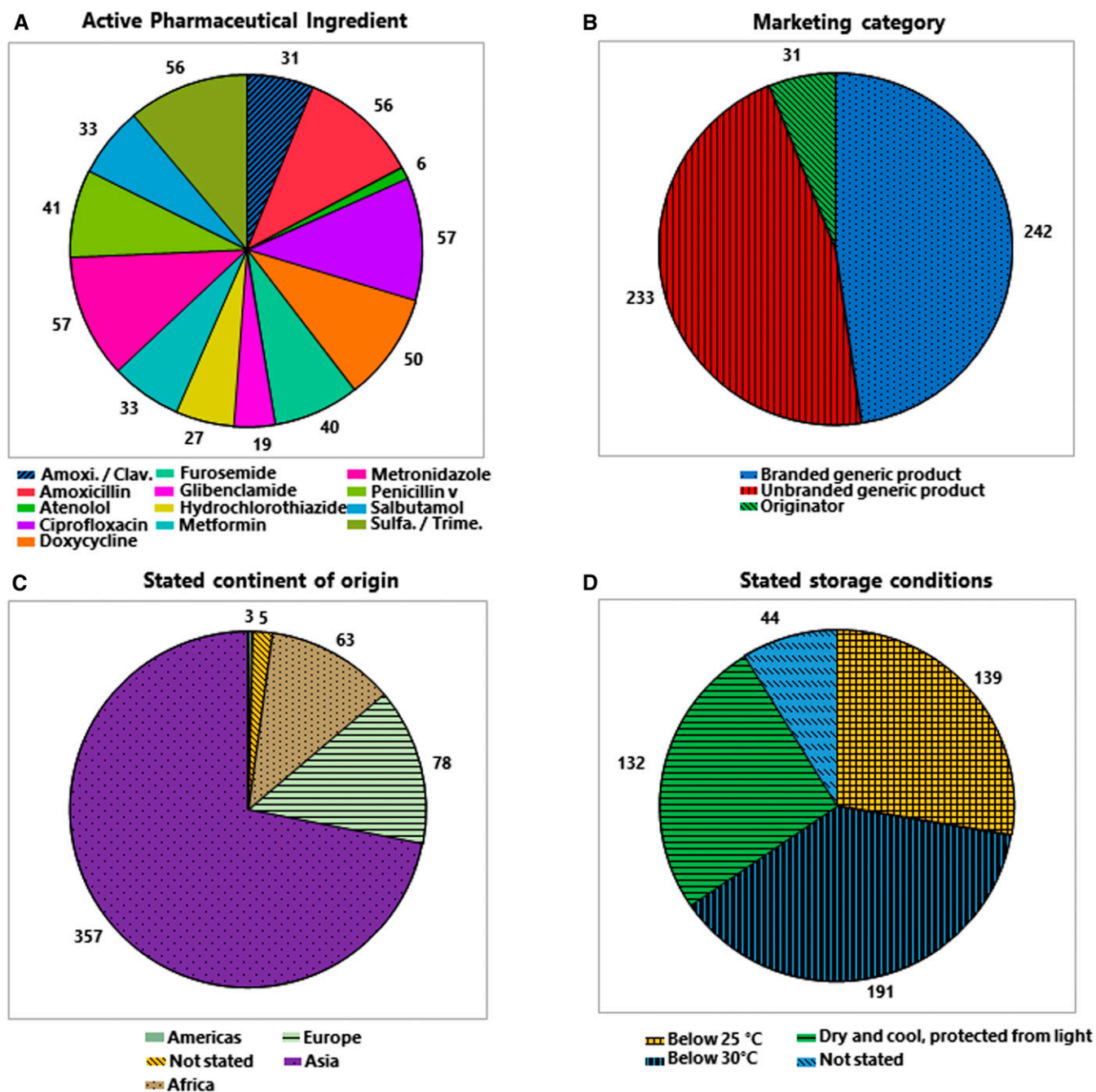


FIGURE 2. Distribution of all collected samples ( $n = 506$ ) over different categories. In the pie chart in (A), the different active pharmaceutical ingredients (APIs) are arranged in clockwise orientation. This figure appears in color at [www.ajtmh.org](http://www.ajtmh.org).

Figure 2C shows the dominance of Asian countries as medicine suppliers to Cameroon and the DR Congo. According to the information stated on the packaging, 357 (71%) of the samples collected were manufactured in Asia, of these 231 in India, 121 in China, and five in other Asian countries. Seventy-eight samples (15%) were stated to be manufactured in Europe and 63 samples (12%) in Africa. With only three samples, the Americas played no significant role in the supply of the investigated medicines.

According to the information stated on the packaging, the collected samples represented 260 different brands (414 different batches), produced by 119 different manufacturers in 26 different countries. A complete list of these manufacturers

and countries is given in Supplemental Table S1. The most frequently encountered manufacturer was Medopharm, Chennai, India, representing 42 samples. However, most manufacturers were only represented with very small number of samples (mean = four samples and median = three samples).

According to current stability testing guidelines for pharmaceuticals,<sup>32–34</sup> the DR Congo is regarded as climatic zone IVa (hot and humid) and Cameroon as climatic zone IVb (hot and very humid). Medicines intended to be marketed in these two countries should be tested for long-term stability at 30°C/65% relative humidity (DR Congo) or at 30°C/75%



relative humidity (Cameroon), respectively. Medicines for which stability has been demonstrated under either of these two conditions should carry the WHO-recommended labeling statement “Do not store above 30°C.”<sup>32–35</sup> As shown in Figure 2D, however, only 38% of the collected samples indeed showed this statement. Twenty-eight percent of the samples were labeled “Do not store above 25°C,” indicating that they may not have been tested for stability under the appropriate conditions for medicines to be marketed in the DR Congo or in Cameroon. Twenty-six percent of the samples carried less precise, with not WHO-recommended labeling statements such as “Store in a cool and dry place, protected from light,” and 9% had no storage recommendation at all printed on the packaging or leaflet. However, there was a marked difference between the medicines from the two countries (Figure 3). In the DR Congo, 53% of the medicine samples showed the correct labeling statement “Do not store above 30°C,” and only 1% carried no storage recommendation at all. By contrast, in Cameroon, only 21% of the medicine samples showed the correct labeling statement “Do not store above 30°C,” and 17% carried no storage recommendation at all.

Figure 3 furthermore shows the distribution of the samples collected across different marketing categories, stated continents of origin, and types of sampling sites, separately for Cameroon and the DR Congo.

In total, 10 of the 506 samples (2%) were already expired at the time of collection. Although these 10 samples were already expired, they were sold at the point of care to be used in patient treatment. Therefore, also these samples were analyzed for their quality, and the results were included into the overall data analysis. Of these 10 expired samples, two (both representing the same product and batch) were found to

deviate from USP specifications in the analysis described in the following paragraphs. They are marked in Supplemental Tables S1 and S3.

Visual inspection showed only a single sample which appeared to be falsified based on its incorrect labeling (penicillin V tablets, described in the next paragraph).

**Falsified medicines.** Among the 506 medicine samples, three (0.6%) were found not to contain their declared API, and two of these even contained a different, non-declared API. These three samples are shown in Figure 4. Notably, all three of them were sold by informal vendors.

One sample (sample no. QMCA241, Figure 4A), collected in Cameroon, was labeled as “Augmentin<sup>®</sup> SmithKline Beecham (amoxicillin 500 mg/clavulanic acid 125 mg tablets)” and carried a registration number used for Augmentin by the Nigerian National Agency for Food and Drug Administration and Control. Packaging and tablets appeared to be of excellent quality and gave no immediate indication of falsification. However, both Minilab TLC analysis and HPLC analysis according to USP readily showed complete absence of both stated APIs. The WHO Rapid Alert System was informed and thereupon published a Medical Product Alert about this falsification.<sup>36</sup> On request by the WHO, the authors of the present article forwarded this sample to the stated manufacturer, who confirmed that this was a falsified medicine not produced by their company.

Another sample (sample no. QMCA035, Figure 4B), also collected in Cameroon, was labeled as “Penicillin-V Tablets, Oxford Pharma Co. Ltd., Belgium.” On the label, the active ingredient was incorrectly spelled as “phenoxymetyl” rather than phenoxymethyl penicillin (Figure 4). The stated manufacturer “Oxford Pharma, Belgium” does not exist.

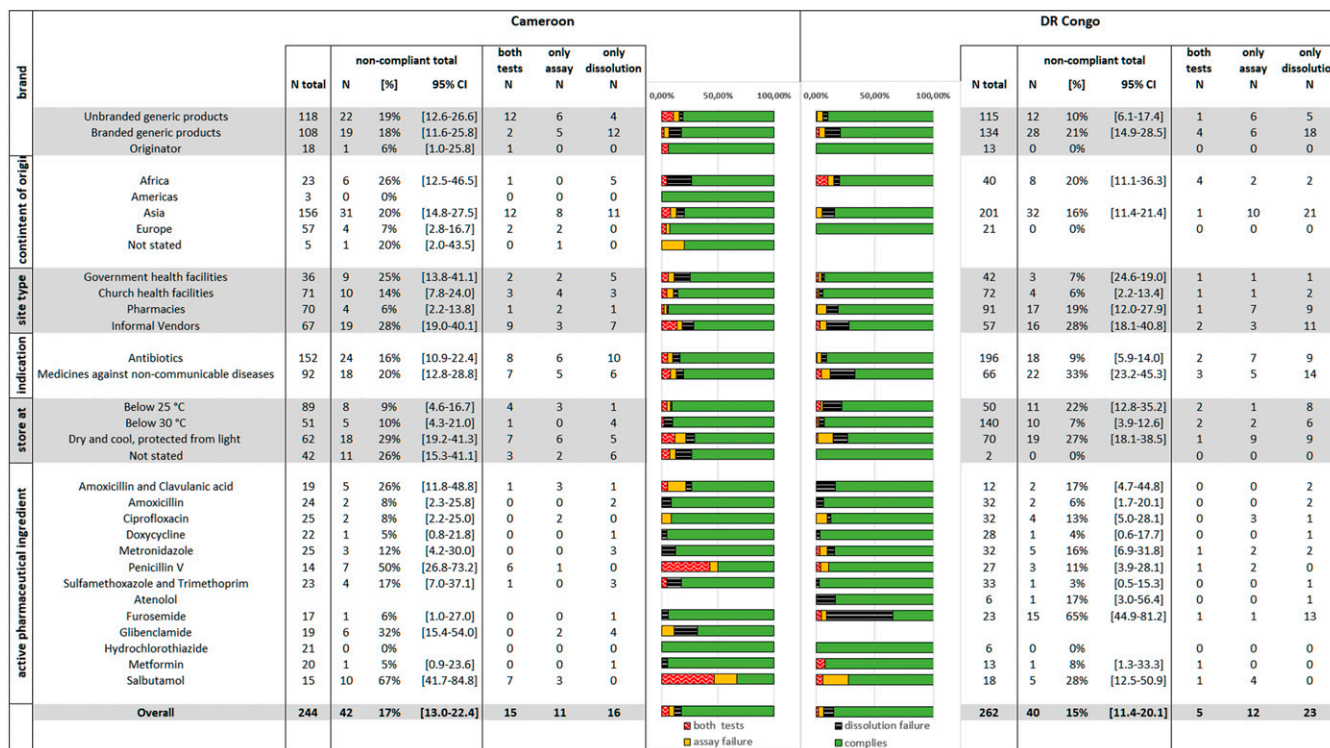


FIGURE 3. Frequency of non-compliance with pharmacopoeial specifications for assay and dissolution in different subgroups of medicines. This figure appears in color at [www.ajtmh.org](http://www.ajtmh.org).




FIGURE 4. Pictures of the three samples identified as falsified medicines. (A) Falsified Augmentin (sample no. QMCA241), containing no detectable active pharmaceutical ingredient (API). (B) Falsified penicillin V tablets (sample no. QMCA035), containing 50 mg paracetamol. Note that the API is misspelled on the label. (C) Left: falsified Metronyl (sample no. QMC266); manufactured date: February 2017, batch no: L3028, containing 93 mg metronidazole benzoate. Right: Metronyl (sample no. QMC036); manufactured date: March 2016, batch no: K2343, complying with U.S. Pharmacopeia 41 specifications for metronidazole tablets. This figure appears in color at [www.ajtmh.org](http://www.ajtmh.org).

Although the tablets appeared to have been professionally pressed and embossed, the labels and packaging were of poor quality. Both Minilab TLC analysis and HPLC analysis readily showed complete absence of the stated API but indicated the presence of another, unknown compound, and LC-HR-MS/MS analysis proved that the unknown compound was paracetamol (Supplemental Figure S1). The paracetamol content was found to be only 50 mg per tablet, clearly lower than the content of paracetamol tablets listed in the current WHO Essential Medicines List (100–500 mg).<sup>37</sup> Again, the WHO Rapid Alert System was informed and published a Medical Product Alert about this falsification.<sup>38</sup>

A third sample (sample no. QMC266; Figure 4C) was labeled as “Metronyl® Metronidazole Tablets B.P., Mac’s Pharmaceuticals Ltd., Nairobi, Kenya.” It was sold in an already opened plastic container by an informal vendor in the DR Congo. Visual inspection gave no obvious indication of falsification. However, both Minilab TLC analysis and HPLC analysis readily showed complete absence of the stated API and the presence of another, unknown compound, and LC-HR-MS/MS (Supplemental Figure S2) suggested that this compound might represent metronidazole benzoate. Subsequently, 1D and 2D NMR spectra were recorded, and a de novo structure elucidation was carried out (Supplemental Figures S3–S11). This confirmed unambiguously that the unknown compound indeed was the benzoic acid ester of metronidazole. <sup>1</sup>H and <sup>13</sup>C NMR spectra of the unknown compound and of a metronidazole benzoate standard were perfectly superimposable (Supplemental Figures S9 and S10). Metronidazole has a bitter taste, and the benzoic acid ester of

metronidazole is sometimes used as a prodrug with more acceptable taste, both in pediatric formulations and in veterinary medicine.<sup>39</sup> The metronidazole benzoate content of sample QMC266 was determined as 93 mg per tablet, in clear contrast to the labeling claim of 200 mg free metronidazole. Another batch of the same Metronyl brand had been collected in a government health facility of the DR Congo. That sample (QMC036; Figure 4C) showed an exactly identical label as QMC266, except for the different batch number and expiry date, and was found to be fully compliant with USP specifications in identity, assay, dissolution, and uniformity of dosage units. As shown in Figure 4C, the tablets of falsified sample QMC266 had the same diameter and shape (and also the same weight) as the good-quality sample of Metronyl tablets but showed ridges at the edges, indicating poor manufacturing. Possibly, the plastic container in which sample QMC266 was sold may have originally contained authentic, good-quality Metronyl tablets and may have later been filled with the falsified medicine by the informal vendor. However, this cannot be ascertained from the available information. Attempts of the local partners to find further Metronyl packages remained unsuccessful. Both the stated manufacturer and the WHO Rapid Alert System were informed about this falsified medicine. So far, no answer was received from the stated manufacturer.

All remaining 503 samples were found to contain the declared APIs. Several samples of salbutamol and glibenclamide tablets were found to contain an additional substance which was identified by LC-HR-MS/MS as the preservative methyl 4-hydroxybenzoate (methylparaben). This preservative is

considered safe and acceptable, although in most countries, the presence of such a preservative must be stated in the package leaflet.

**Analysis of the quantity of the APIs.** All collected samples were analyzed for the amount of the API (“assay”). Figure 5 shows the API content determined in each of the 506 samples. Different limits for compliance are specified by USP for different APIs (Table 1), for example, 95–105% of the declared content for metformin tablets or 90–120% of the declared content for penicillin V tablets (Figure 5). Four hundred sixty-three samples (91.5%) complied with the USP specifications for assay and are depicted in Figure 5 as green symbols. Twenty-eight samples (5.5%) showed moderate deviations from the pharmacopoeial limits (i.e., deviations not exceeding 20% of the stated content) and are depicted as yellow symbols. Fifteen samples (3.0%) showed extreme deviations (i.e., deviations of more than 20% of the stated content) and are depicted as red symbols; these include the three falsified medicines described earlier (marked with black circles in Figure 5).

The highest proportions of substandard samples in the assay were observed for salbutamol tablets (24% moderate and 21% extreme deviations) and for penicillin V tablets (10% moderate and 15% extreme deviations). None of the samples with other APIs showed extreme deviations in the assay (except the two falsified products of Metronyl and Augmentin described earlier).

In total, 43 samples (8.5%) were noncompliant in the assay. Figure 3 shows the numbers of noncompliant samples separately for Cameroon and the DR Congo. Supplemental Figure S12 shows the API content determined in each of the 506 samples, analyzed by similar subgroups as used in Figure 3.

**Analysis of the dissolution of the APIs.** All collected samples were analyzed for the dissolution of the API according to USP 41. Figure 6 shows the dissolution results determined for each of the 506 samples. Again, USP specifies different limits for compliance (“Q values”) for different APIs. For example, USP demands for metronidazole tablets that not less than 85% of the declared API content must dissolve under the specified conditions and for hydrochlorothiazide tablets not less than 60%. In total, 447 samples (88.3%) complied with the USP specifications for dissolution and are depicted in Figure 6 as green symbols. Forty-four samples (8.7%) showed moderate deviations from the pharmacopoeial limits (i.e., an amount of dissolved API lower than, but not more than 25% lower than the pharmacopoeial limit) and are depicted as yellow symbols. Fifteen samples (3.0%) showed extreme deviations (i.e., an amount of dissolved API more than 25% lower than the pharmacopoeial limit) and are depicted as red symbols; these included the three falsified medicines described earlier. In total, 59 samples (11.7%) resulted as noncompliant in dissolution by USP 41 criteria. However, it has to be considered that 12 of these samples (including the three falsified medicines)

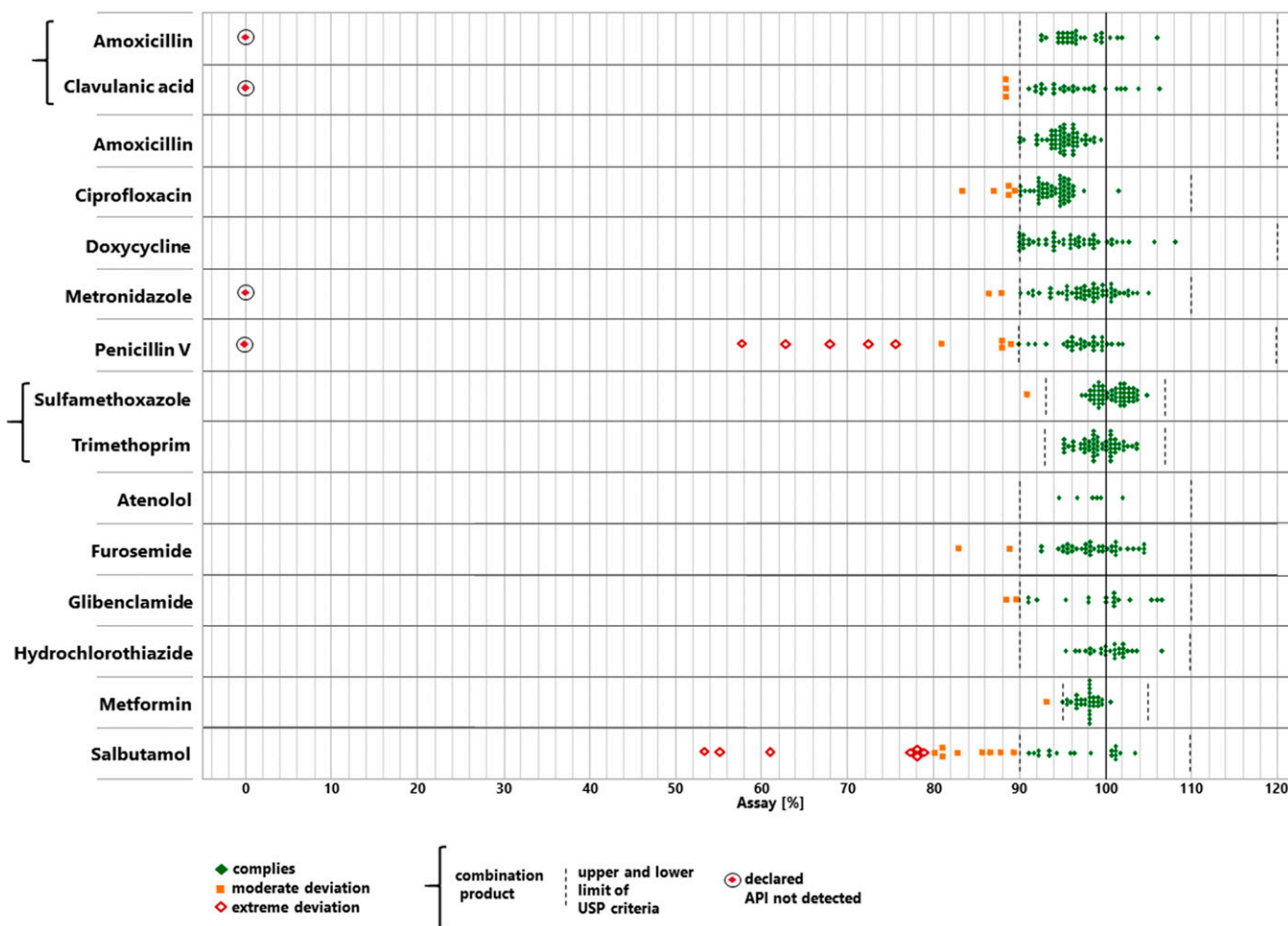


FIGURE 5. Content of the active pharmaceutical ingredient (API) determined for each sample. This figure appears in color at [www.ajtmh.org](http://www.ajtmh.org).



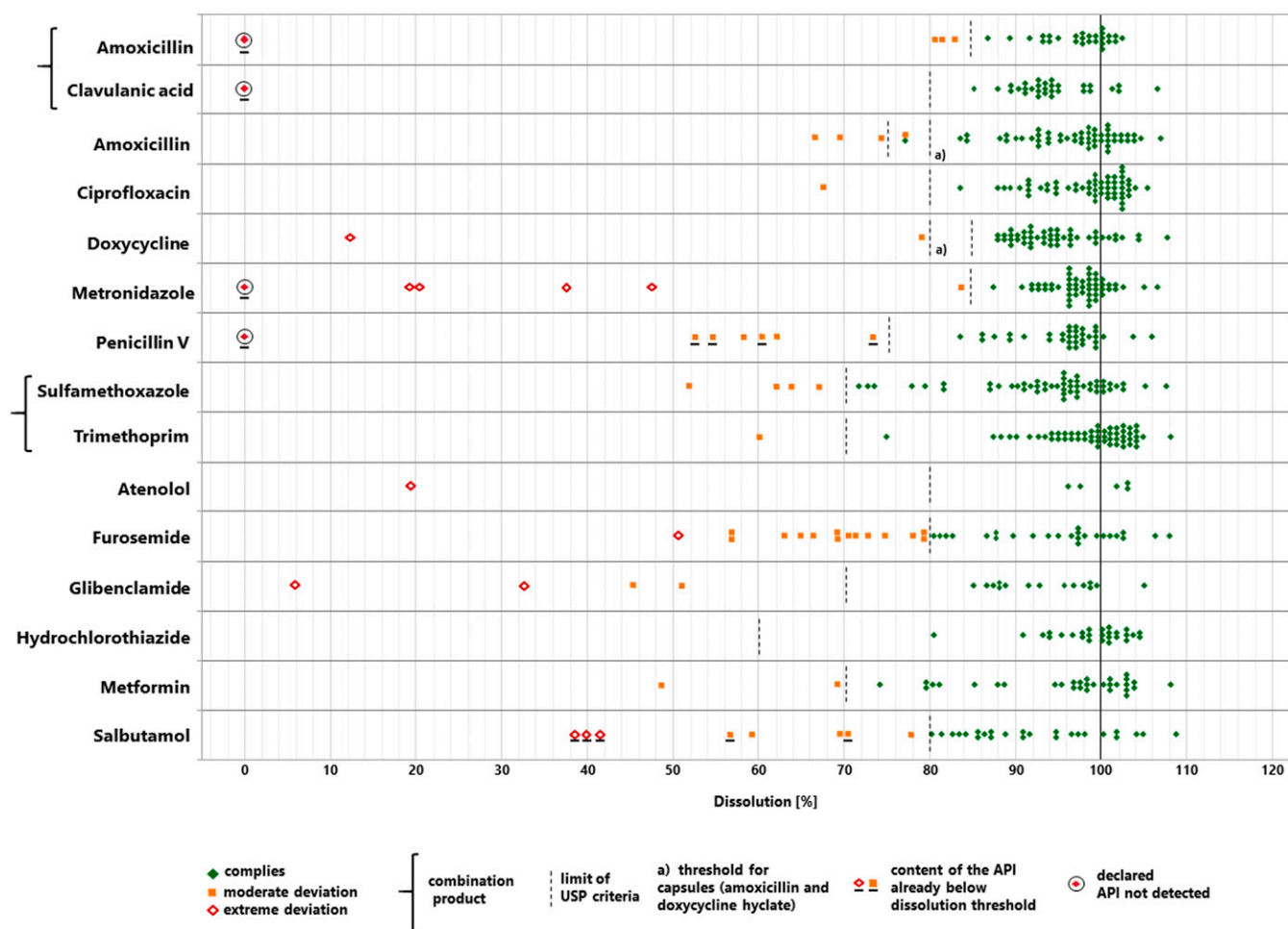


FIGURE 6. Dissolution of the active pharmaceutical ingredient (API) determined for each sample. This figure appears in color at [www.ajtmh.org](http://www.ajtmh.org).

had already been shown in assay testing to contain an API amount which was lower than the pharmacopoeial limit for dissolution. These samples are marked in Figure 6.

Dissolution failures were observed most frequently for furosemide tablets ( $n = 15$ ), salbutamol tablets ( $n = 8$ ), and glibenclamide tablets ( $n = 4$ ). However, extreme deviations in dissolution were also found for doxycycline, metronidazole, atenolol, and metformin, and of course for the three falsified products described earlier. Figure 6, therefore, illustrates that noncompliance with dissolution specifications is a frequent and serious problem in many of the investigated types of medicines, even more so than noncompliance with assay specifications shown in Figure 5.

Figure 3 shows the numbers of noncompliant samples in different categories of medicines, separately for Cameroon and the DR Congo. Supplemental Figure S13 shows the dissolution results determined for each of the 506 samples, analyzed by similar subgroups as used in Figure 3.

**Uniformity of dosage units.** As explained in the Methods section, uniformity of dosage units was investigated using the test for weight variation which, according to USP 41, was applicable for 425 of the 506 samples. Of the 425 tested samples, 26 (6.1%) failed the test for uniformity (including the three falsified samples). Sixteen (3.8%) of these simultaneously failed in assay and/or dissolution, whereas 10 (2.4%) failed in uniformity testing alone.

**Combined results of compendial analyses.** From the analyzed samples, 8.5% failed in assay testing, 11.7% in dissolution testing, and 6.1% in testing for uniformity of dosage units. Obviously, a number of samples failed in more than one of the mentioned criteria. Therefore, the observed out-of-specification rate calculated from assay testing alone (i.e., 8.5%) increased to 16.2% (i.e., nearly doubled) when also dissolution was considered and to 18.6% when the uniformity of the dosage unit was considered as well.

As correctly stated in an authoritative review by the WHO,<sup>7</sup> if the goal is to assess the health effects of a medicine, API content and dissolution (which affects bioavailability) are the most important quality criteria. Therefore, hereafter, we focus on assay and dissolution results.

The only API for which no sample was found to be out of specification was hydrochlorothiazide (Figure 3). Notably, of the 27 samples investigated for this API, 14 represented the originator medicine and were sold for very high prices.<sup>22</sup>

Especially high failure rates were observed for penicillin V, furosemide, and salbutamol (Figure 3). For penicillin V tablets, the failure rate was 50% in Cameroon. This was especially due to the four penicillin V samples stated to be produced by a certain manufacturer in China (Shandong Shenglu Pharmaceutical Co. Ltd., Sishui, China, see Supplemental Tables S1 and S3). All four of these samples showed extreme deviations in the assay. No samples from this manufacturer were found in the DR Congo.

Furosemide tablets showed a failure rate of 65% in the DR Congo. This was mainly caused by samples stated to be manufactured by Arco Pharma Pvt. Ltd., Vasai, India, and Prashi Pharma Pvt. Ltd., Mumbai, India (see Supplemental Tables S1 and S3). Eleven of the 12 furosemide samples stated to be manufactured by these two companies from India failed dissolution testing. No samples of these two manufacturers were found in Cameroon.

Salbutamol tablets showed a 66% failure rate in Cameroon largely because of the five salbutamol samples stated to be produced by a certain company in India (Medico Remedies Pvt. Ltd., Maharashtra, India, see Supplemental Tables S1 and S3), four of them even failing with extreme deviations. No medicines of this manufacturer were found in the DR Congo.

A complete list of the manufacturers stated on the labels of the investigated medicines and a summary of the analytical results obtained for the individual (stated) manufacturers are given in Supplemental Table S1. Furthermore, a complete list of all batches and brands investigated, with their stated manufacturers and the analytical results, is given in Supplemental Table S3.

**Analysis using the GPHF Minilab.** Of the 506 collected samples, 451 were analyzed by the local researchers in Cameroon and the DR Congo using the thin-layer chromatographic test and the disintegration test of the GPHF Minilab.<sup>15</sup> No Minilab analysis was performed for the 49 samples from the Ituri Province in the northeast of the DR Congo because the local researcher left for another position during the time of this study, and no trained replacement could be found in time. For three samples, the small number of tablets collected allowed only for compendial analysis but not for an additional Minilab analysis. For three further samples, the required reagents for Minilab analysis had become unavailable at the local laboratory.

Notably, all three falsified medicines shown in Figure 4 were correctly reported as failing Minilab TLC analysis. These three samples were immediately reported by the local researchers and sent to Tuebingen University for confirmatory analysis, allowing a timely publication of the WHO Medical Product Alerts mentioned earlier.<sup>36,38</sup>

Twelve further samples were reported to fail TLC analysis. Three of these were reported to show insufficient intensity of the TLC spots, indicating an insufficient amount of the API. Two were reported to show additional spots in TLC, and for seven samples, it was not stated in which aspects the TLC test had failed.

Fifteen samples were reported to fail disintegration testing, that is, they did not disintegrate within 30 minutes in water of 37°C, following the procedure described in the GPHF Minilab manual.<sup>15</sup>

In total, 30 of 451 samples (6.7%) were reported to fail Minilab analysis, 15 in the TLC test and 15 in disintegration

testing. No sample was reported to fail in both tests. Supplemental Figure S14 summarizes the results of the Minilab tests in the same way as Figure 3 summarizes the results of the compendial analysis.

**Comparison of the results of GPHF Minilab and compendial analysis.** Tables 2–4 compare the results of GPHF Minilab testing with those of compendial analysis according to USP 41. Minilab testing correctly identified all three samples which did not contain the stated API, resulting in 100% sensitivity and specificity for the Minilab in the identification of such falsified medicines in this study.

According to the GPHF Minilab manual,<sup>15</sup> semiquantitative evaluation of TLC analysis is carried out by visual comparison of the spots of the sample with two spots of an authentic reference, representing 100% and 80% of the declared amount of the API, respectively. If the sample spot is considered weaker than the 80% reference spot, the sample is classified as failing and should be forwarded to confirmatory compendial analysis. Minilab testing is, therefore, not designed to detect moderate deviations from the declared API amount, that is, deviations by less than 20%. Indeed, as shown in Table 3, of 26 samples showing moderate deviations in compendial assay testing, only two had been reported to fail Minilab TLC testing. By contrast, of the 14 samples which showed extreme deviations in USP assay testing, six had been reported to fail Minilab TLC testing, resulting in 43% sensitivity of the Minilab in the detection of such medicines. Supplemental Table S2 lists all 15 samples reported to fail Minilab TLC analysis and the eight samples with extreme deviations which still were reported to pass Minilab TLC analysis, with their respective analytical results.

Testing for disintegration is a routine part of compendial medicine quality testing for solid oral dosage forms (e.g., tablets and capsules) and is performed using precisely defined equipment and conditions. The Minilab protocol includes a simplified testing method for disintegration which can be conducted without sophisticated equipment. Notably, disintegration testing measures a different endpoint than dissolution testing according to the USP. Therefore, a comparison of the results of Minilab disintegration testing with those of compendial dissolution testing is not possible in a strict sense. Nevertheless, it may still be of interest how well Minilab disintegration testing can predict the results of compendial dissolution testing. As was to be expected, the sensitivity of the Minilab in this comparison was low, that is, 9% (Table 4). The sensitivity increased to 36% if only extreme dissolution failures were considered.

In Tables 2–4, the values for specificity show the proportion of USP-compliant samples which were correctly predicted by the Minilab test as being compliant. Specificity resulted as 98% for assay and 97% for dissolution because the numbers of good-quality samples which were reported to fail Minilab

TABLE 2

Sensitivity and specificity of Global Pharma Health Fund Minilab testing for the prediction of the outcome of the compendial analysis according to U.S. Pharmacopeia 41: identity

		Compendial result			
		Fail	Complies	Total	
Minilab result	Fail	3	0	3	Sensitivity = $\frac{3}{3+0} = 100\%$
	Pass	0	448	448	
	Total	3	448	451	Specificity = $\frac{448}{448+0} = 100\%$

TABLE 3

Sensitivity and specificity of Global Pharma Health Fund Minilab testing for the prediction of the outcome of the compendial analysis according to U.S. Pharmacopeia 41: assay (= content of active pharmaceutical ingredient)

		Compendial result				Total	Detection of any deviation (moderate or extreme)	Detection of extreme deviation
		Extreme deviation	Moderate deviation	Complies	Total			
Minilab result	Fail	6*	2	7	15*	Sensitivity = $\frac{6+2}{(6+2)+(8+24)} = 20\%$	Sensitivity = $\frac{6}{6+8} = 43\%$	
	Pass	8	24	404	436			
	Total	14*	26	411	451*	Specificity = $\frac{404}{404+7} = 98\%$		

See text for definitions of moderate and extreme deviations.

\* Includes the three falsified samples mentioned in Table 2.

analysis were low (seven samples in TLC testing and 10 samples in disintegration testing).

## DISCUSSION

**Prevalence of falsified and substandard medicines.** Of a total of 506 medicine samples collected in government and church health facilities, pharmacies, and informal vendors in Cameroon and the DR Congo, three samples (0.6%) were falsified, as evidenced by the absence of the stated API and, in two of these cases, by the presence of undeclared APIs (Figure 4). All other samples did contain the stated APIs, and visual inspection gave no indication of falsification. Obviously, a complete absence of falsified medicines must be aimed for. Nevertheless, the percentage of falsified medicines observed in this study is clearly lower than often portrayed in alarmist media reports about medicine quality in Africa. Our finding is in good accordance with the results of three large medicine quality studies in Africa, conducted by the WHO (QAMSA study),<sup>13</sup> U.S. Pharmacopoeial Convention,<sup>40</sup> and ACT Consortium Drug Quality Program,<sup>41</sup> which reported 0.2%, 0.3%, and 1.0% prevalence of falsified medicines, respectively. Two smaller studies conducted in Malawi and Togo by authors of the present article found 0.6%<sup>42</sup> and 0.0%<sup>31</sup> falsified medicines, respectively.

As noted in earlier studies, substandard medicines are much more frequently encountered than falsified medicines. In the present study, the percentage of medicines failing USP specifications for the assay (=content of API), for the dissolution of the API, and for the uniformity of the dosage units was 8.5%, 11.7%, and 6.1%, respectively. This is similar to the result of the WHO QAMSA study,<sup>13</sup> which investigated antimalarial medicines in six African countries and reported failure rates in assay, dissolution, and uniformity of 10.9%, 15.0%, and 6.4%, respectively.

Overall, 18.6% of the medicine samples investigated in the present study did not comply with USP 41 specifications in one or several of the aforementioned three criteria, whereas 16.2% failed in the assay and/or the dissolution. This failure

rate is in good agreement with the 18.7% estimate for the prevalence of SF medicines reported by Ozawa et al.<sup>11</sup> from a meta-analysis of more than 40 medicine quality studies conducted in Africa. It is furthermore in reasonable agreement with the results of an authoritative review by the WHO<sup>7</sup> which analyzed the results of 100 medicine quality studies, purposefully selected for their scientific quality. For studies which had used HPLC analysis (as also the present study did), that review reported an aggregated failure rate of 15.6% for medicine samples from LMICs. That review clearly stated that the included studies did not systematically test for dissolution, and our study showed that the failure rate almost doubles when dissolution is considered in addition to assay. Therefore, the reported rate of 15.6%<sup>7</sup> estimated by the WHO must be expected to increase when dissolution is systematically included into the testing procedures.

As clearly visible from Figure 5, many samples which failed assay testing missed the pharmacopoeial limits only by a narrow margin. Although complete compliance of all medicines with the relevant specifications must be demanded, the public health risk posed by small deviations in the assay and/or the dissolution is probably low. Following the classification suggested by the WHO QAMSA study,<sup>13</sup> we, therefore, differentiated between “moderate” and “extreme” deviations in assay and dissolution testing (see the Methods section for definitions). As depicted in Figures 5 and 6, and Supplemental Figures S12 and S13, overall 4.7% of the samples showed extreme deviations from the pharmacopoeial specifications (1.8% only in assay testing, 1.8% only in dissolution testing, and 1.2% simultaneously in assay and dissolution testing).

Figure 5 shows that except for the three falsified medicines, no sample was found to contain less than 50% of the declared content in assay testing. However, 13 of the 506 samples (2.6%) showed less than 50% dissolution of the API (in addition to the three falsified medicines). Also this observation emphasizes the importance of dissolution testing in medicine quality analysis.

**Subgroup analysis of the prevalence of SF medicines.** As explained in the Results section, we subsequently focus on

TABLE 4

Sensitivity and specificity of Global Pharma Health Fund Minilab testing for the prediction of the outcome of the compendial analysis according to U.S. Pharmacopeia 41: Minilab disintegration testing versus compendial dissolution testing

		Compendial dissolution result				Total	Detection of any deviation (moderate or extreme)	Detection of extreme deviation
		Extreme deviation	Moderate deviation	Complies	Total			
Minilab disintegration result	Fail	5	0	10	15	Sensitivity = $\frac{5+0}{(5+0)+(9+40)} = 9\%$	Sensitivity = $\frac{5}{5+9} = 36\%$	
	Pass	9*	40	387	436*			
	Total	14*	40	397	451*	Specificity = $\frac{387}{387+10} = 97\%$		

See text for definitions of moderate and extreme deviations.

\* Includes the three falsified samples mentioned in Table 2.

the assay and dissolution results, that is, the most important criteria for the health effects of a medicine.<sup>7</sup> Overall, the proportion of medicines which were out-of-specification in assay and/or dissolution was similar in Cameroon (17.2%) and the DR Congo (15.3%;  $P = 0.629$ ) (Figure 3). However, as shown in Supplemental Figures S12 and S13, the number of samples with extreme deviations was clearly higher in Cameroon (7.8%) than in the DR Congo (1.9%;  $P = 0.0026$ ). It is remarkable that in the northeast of the DR Congo, despite extreme poverty, political unrest, and disruptions by the Ebola epidemic, medicine quality is not worse but rather better than in the more affluent Cameroon.

As expected, medicine quality problems were most pronounced in informal vendors, with an out-of-specification rate of 28.2%. This rate was nearly identical in both countries and was significantly higher than in the three other types of outlets combined (12.3%;  $P < 0.0001$ ). Notably, all three falsified medicines encountered in this study were sold by informal vendors, and also the rate of medicines with extreme deviations was significantly higher in informal vendors (11.3%) than in the three other categories of outlets (2.6%;  $P = 0.0003$ ). Therefore, a well-enforced ban of medicine sales by informal vendors, as already implemented successfully in several East African countries, may represent a key intervention to reduce the problem of SF medicines.

In the DR Congo, the rate of out-of-specification medicines was similar in church health facilities (5.6%) and in government facilities (7.1%), and both values were significantly lower than that in informal vendors (28.1%;  $P = 0.0005$  and  $P = 0.0099$ , respectively). None of the medicines in government or church health facilities showed extreme deviations. By contrast, private pharmacies showed an 18.7% failure rate, including 3.3% of medicines with extreme deviations. This indicates a lack of regulatory control of private pharmacies and their supply chains in the DR Congo.

In significant contrast to the high failure rate in medicines from private pharmacies in the DR Congo, Cameroon private pharmacies showed only a 5.7% failure rate ( $P = 0.018$ ). Notably, of the 70 samples investigated from pharmacies in Cameroon, 47 were stated to be manufactured in Europe. As shown in our analysis of availability and prices,<sup>22</sup> medicine prices in pharmacies in Cameroon were considerably higher than in other types of health facilities/outlets, and also much higher than in pharmacies in the DR Congo.

Medicines from church health facilities in Cameroon showed a 14.1% out-of-specification rate. Government health facilities in Cameroon showed an out-of-specification rate of 25.0%, similar to that found in medicines from informal vendors (28.4%). This indicates a need for improvements in medicine procurement and supply chain practices, especially of the government health services.

All authentic originator medicines investigated in this study were found to be within specifications. Of the 31 samples stated to be originator medicines, only the falsified Augmentin depicted in Figure 4 failed specifications. The failure rate of samples stated to be originator medicines was, therefore, 3%, significantly lower than the rate for (unbranded or branded) generic products (17.1%;  $p = 0.0431$ ). Of the 506 samples investigated in this study, 78 were stated to be produced in Europe, including 30 originator medicines and 48 generic products. Of these, the falsified Augmentin and the falsified

penicillin V depicted in Figure 4 failed specifications, and two branded generic products of amoxicillin/clavulanic acid which showed 88.6% of the declared amount of clavulanic acid and thereby narrowly missed the pharmacopoeial limit of 90%. The failure rate of medicines stated to be produced in Europe was, therefore, 5.1%, significantly lower than that of medicines stated to be produced in Asia (17.7%;  $P = 0.0049$ ) and for medicines stated to be produced in Africa (22.2%;  $P = 0.0042$ ). The difference between the medicines from Asia and Africa was not statistically significant ( $P = 0.385$ ).

It must be emphasized that for many manufacturers from Asia and Africa, this study found most or all investigated samples to be in specifications (Supplemental Table S1). Notably, there were large manufacturers from India (e.g., Medopharm) or from China (e.g., CSPC Ouyi Pharmaceutical Co. Ltd., Shijiazhuang, China), represented by high numbers of samples in this study, whose out-of-specification rates were as low as those of the samples stated to be produced in Europe. On the other hand, there were some manufacturers, mostly represented by smaller numbers of samples in this study, with very high out-of-specification rates (see the Results section and Supplemental Table S1).

As noted in our analysis of the prices of medicines investigated in this study,<sup>22</sup> medicines produced in Europe were much more expensive for the patients than medicines from Asia and Africa (i.e., nearly three times as expensive in Cameroon and nearly seven times as expensive in the DR Congo). Given the financial constraints in LMICs such as Cameroon and the DR Congo, restriction of procurement to medicines from countries with stringent regulatory authorities (i.e., mostly countries from Europe, North America, and Japan)<sup>35</sup> may not be an affordable option. Rather, careful supplier qualification, that is, selection of manufacturers with a proven track record of providing good medicine quality is a key measure for quality assurance in medicine procurement. The WHO has established the Prequalification of Medicines Program to assist procurement agencies in the selection of good-quality products.<sup>43,44</sup> Of the 13 types of medicines investigated in this study, three are included in the WHO Prequalification Program (ciprofloxacin, cotrimoxazole, and doxycycline). However, of 506 samples collected, only a single one (Ciplox-500<sup>®</sup>, Cipla, Mumbai, India) represented a WHO-prequalified product (and this was found to comply with USP specifications). To achieve a larger impact of the WHO Prequalification of Medicines Program on medicine quality in Cameroon and the DR Congo, a wider range of products may have to be included in the program, and in the procurement processes, more attention may have to be given to the selection of WHO-prequalified products.

Medicines against NCDs showed a 25% failure rate in assay and dissolution testing, significantly higher than that of antibiotics (12%;  $P = 0.0004$ ). This difference was especially pronounced in the DR Congo (33% versus 9%;  $P < 0.0001$ ) (Figure 3). This is alarming in view of the increasing burden of NCDs in LMICs.<sup>45,46</sup> In an evaluation of cardiac drugs in different African countries, Antignac et al.<sup>21</sup> also analyzed samples from the DR Congo, including atenolol, furosemide, hydrochlorothiazide, and four other cardiac medicines. They reported a prevalence of 26.7% poor-quality samples in the DR Congo, similar to the prevalence of 33.3% determined for NCD medicines in that country in the present study. Both the present survey and study by Antignac et al.<sup>21</sup> found



hydrochlorothiazide samples to be of good quality. As mentioned earlier, more than half of the hydrochlorothiazide samples found in the present survey represented the originator medicine Esidrex<sup>®</sup> (Novartis), which were sold for very high prices in the DR Congo and Cameroon.<sup>22</sup>

Comparing the different storage recommendations on the packaging, medicines that carried a precise, WHO-recommended labeling statement, that is, either “Do not store above 30°C” or “Do not store above 25°C” showed a failure rate of 10%, significantly lower than those carrying a less precise recommendation or none at all (failure rate 27%;  $P < 0.0001$ ). Possibly, suppliers giving attention to precise storage recommendations also give attention to other aspects of good manufacturing practice. However, medicines labeled “Do not store above 30°C” were not found to be better than those labeled “Do not store above 25°C” (8% versus 14% failure rate;  $P = 0.0999$ ; not significant), indicating that this difference in labeling was not correlated with a relevant difference in quality and/or stability in the samples investigated in the present study.

#### **The GPHF Minilab as a screening tool for SF medicines.**

Compendial (=pharmacopoeial) medicine analysis requires sophisticated equipment (usually HPLC) and highly trained personnel and, therefore, is expensive. In LMICs, the overall capacity for such analyses is limited. As a result, there is increasing worldwide interest in simple, inexpensive screening methods that will help in conducting larger post-marketing surveillance studies at an affordable cost.

So far, the most widely applied screening method in LMICs is the GPHF Minilab. The aforementioned review by the WHO,<sup>7</sup> summarizing the result of 100 medicine quality studies, aggregated results for 48,218 samples. Of these, 20,010 had been investigated with the GPHF Minilab, and 5.0% of these had been reported to fail Minilab testing. By contrast, 19,809 samples had been investigated by HPLC, and 15.6% of these had been reported to fail this testing. These percentages are similar to the results of the present study, which found 6.7% of the investigated samples to fail Minilab analysis (which was carried out by local faith-based organizations in Cameroon and the DR Congo), compared with an overall 16.2% which failed the assay and/or dissolution testing according to USP41 (carried out at Tuebingen University, Tuebingen, Germany). Whereas the studies reviewed by the WHO<sup>7</sup> mostly used only Minilab or only HPLC for analysis, the present study investigated 451 samples by both Minilab and HPLC, allowing a direct comparison of the results.

Minilab testing readily and reliably identified all three falsified medicines (Table 2). However, as mentioned in the Results section, Minilab is not designed to detect moderate deviations from the declared API amount, and this is clearly visible in the results shown in Table 3. Extreme deviations in API content were detected with a sensitivity of 43%.

As also explained in the Results section, disintegration and dissolution are different endpoints, and therefore, it is no surprise that samples failing USP dissolution testing were detected in the simple Minilab disintegration test with only 9% sensitivity. However, samples showing extreme dissolution failures in USP testing were detected by Minilab disintegration testing with 36% sensitivity (Table 4).

The sensitivity and specificity values determined in the present study should not be regarded as a final assessment of the analytical capacity of the Minilab because further

improvements are certainly possible. For example, among the seven samples which Minilab TLC testing incorrectly reported as “failing” (Supplemental Table S2), three were cotrimoxazole samples reported to show a too weak spot of trimethoprim. Trimethoprim is the minor component of cotrimoxazole, besides the major component sulfamethoxazole. It is difficult to optimize TLC conditions in a way that allows a reliable estimation of the quantity of both components. Our study suggests that, if the trimethoprim spot appears too weak, the analysis should be repeated, applying a larger amount of both sample and reference. This, as well as a routine repetition of all “failed” Minilab analyses by another person or laboratory,<sup>14</sup> is likely to further improve specificity. In addition, both sensitivity and specificity may be improved by quantification of TLC spot intensity with imaging software, for example, using a mobile phone app.<sup>47</sup>

Nevertheless, the results in Tables 2–4 show, besides the power of the Minilab in the detection of falsified medicines which do not contain the declared API, the limitations of the Minilab in the detection of quantitative deviations. This has also been noted in the WHO QAMSA study.<sup>13</sup> The present study confirmed the well-known fact that Minilab testing cannot detect moderate deviations in medicine quality and observed that Minilab testing also missed a considerable number of samples with extreme deviations. As stated by the distributors of the Minilab,<sup>48</sup> Minilab testing, therefore, should not be considered as a replacement for HPLC in the formal evaluation of pharmaceuticals. Rather, when compliance or noncompliance with compendial specifications is to be determined, compendial methods must be used. The value of screening methods, such as the Minilab, is primarily in studies in a low-resource environment, attempting to identify and eliminate as many falsified and grossly substandard medicines as possible with a limited budget. Samples failing Minilab analyses in such studies must subsequently be analyzed with compendial methods for confirmation. The rather high specificity of Minilab testing (Tables 2–4) ensures that the number of expensive compendial analyses to be performed remains limited. The costs of Minilab analyses and of compendial analyses have been estimated in two previous publications.<sup>14,42</sup>

Other simple and (more or less) inexpensive screening methods for medicine quality have recently been reviewed.<sup>49</sup> As stated by the authors of that review, unfortunately, there is a lack of independent evaluations of most of these methods, particularly in field settings. Spectroscopic devices, especially using NIR and Raman spectroscopy, are attractive because of the ease and speed of handling. However, they require a complete library of spectra of all brands to be investigated. In the present study, which investigated only 13 medicines in only two countries, 260 different brands produced by 119 different manufacturers in 26 different countries were found. Creating and maintaining a complete library of reference spectra from such an assortment of brands and manufacturers is a formidable task, and its feasibility has yet to be demonstrated.

**Limitations of this study.** Although the sample size of our study is quite large in comparison with previous similar studies,<sup>7,11</sup> the selection of medicines was limited to a small number of antibiotics and medicines against NCDs. Therefore, the results are not representative for other types of medicines, and further studies with other types of medicines, especially

against NCDs, are required. In this study, two different sampling approaches had to be used: an overt approach in government and faith-based health facilities because these cannot sell a basket of prescription medicines to persons who are not patients in their facilities; and a mystery shopper approach in informal vendors (and in private pharmacies) because informal vendors would not be expected to agree to participate in a medicine quality study. Using an overt approach in government and faith-based health facilities may have potentially created a bias because staff may have preferably offered those medicines for collection which they considered to be of good quality. However, a meta-analysis by Ozawa et al.<sup>11</sup> did not find evidence for a significant bias in studies with overt approaches as compared with studies with mystery shopper approaches. The selection of sampling sites was not strictly random, especially in the northeast of the DR Congo where only health zones could be included which were safe enough for travel by the study personnel. This may have led to an exclusion of health zones with potentially higher rates of SF medicines because political instability may restrict regulatory activities in these health zones.

Received March 11, 2020. Accepted for publication March 31, 2020.

Published online May 11, 2020.

Note: Supplemental tables and figures appear at [www.ajtmh.org](http://www.ajtmh.org).

Acknowledgments: We want to thank Albert Petersen for advice and support in the inception and execution of this study. We are grateful to the management and staff of CBC and PCC (Cameroon) and of DCOMP and CADIMÉBU (DR Congo), especially to Valentin Basolanduma Pondo of CADIMÉBU, to the management and staff of Difaem (Germany), and to the management, faculty, and staff of Tuebingen University for their active support to this study.

Financial support: This study was funded by the Eberhard Karls University Tuebingen.

Disclaimer: The funders had no role in the study design, data collection and analysis, decision to publish, or preparation of the manuscript.

Authors' addresses: Simon Schäfermann, Cathrin Hauk, Emmanuel Wemakor, Harald Gross, Irina Helmle and Lutz Heide, Pharmaceutical Institute, Eberhard Karls University, Tuebingen, Germany, E-mails: [simon.schaefermann@uni-tuebingen.de](mailto:simon.schaefermann@uni-tuebingen.de), [cathrin.hauk@uni-tuebingen.de](mailto:cathrin.hauk@uni-tuebingen.de), [emmanuel.wemakor@uni-tuebingen.de](mailto:emmanuel.wemakor@uni-tuebingen.de), [harald.gross@uni-tuebingen.de](mailto:harald.gross@uni-tuebingen.de), [irina.helmle@uni-tuebingen.de](mailto:irina.helmle@uni-tuebingen.de), and [heide@uni-tuebingen.de](mailto:heide@uni-tuebingen.de). Richard Neci and Georges Mutombo, Le Dépôt Central Médico-Pharmaceutique de la 8e CEPAC (DCMP), Bukavu, Democratic Republic of Congo, E-mails: [richardneci@dcmp8ecepac.org](mailto:richardneci@dcmp8ecepac.org) and [assurqualit@dcmp8ecepac.org](mailto:assurqualit@dcmp8ecepac.org). Edward Ngah Ndze and Tambo Cletus, Cameroon Baptist Convention (CBC), Central Pharmacy, Mutengene, Cameroon, E-mails: [ndzedward@gmail.com](mailto:ndzedward@gmail.com) and [tambocle@yahoo.com](mailto:tambocle@yahoo.com). Fidelis Nyah and Manyi Pattinora, Presbyterian Church in Cameroon (PCC), Central Pharmacy, Limbe, Cameroon, E-mails: [nyaahngoh@gmail.com](mailto:nyaahngoh@gmail.com) and [patt\\_nora@yahoo.com](mailto:patt_nora@yahoo.com). Dorothee Wistuba, Institute for Organic Chemistry, Eberhard Karls University, Tuebingen, Germany, E-mail: [dorothee.wistuba@uni-tuebingen.de](mailto:dorothee.wistuba@uni-tuebingen.de). Christine Häfele-Abah, Deutsches Institut fuer Aerztliche Mission (Difaem), Tuebingen, Germany, E-mail: [haefele@difaem.de](mailto:haefele@difaem.de).

This is an open-access article distributed under the terms of the Creative Commons Attribution (CC-BY) License, which permits unrestricted use, distribution, and reproduction in any medium, provided the original author and source are credited.

## REFERENCES

1. WHO, 2011. *The World Medicines Situation 2011. Medicines Prices, Availability and Affordability*. Geneva, Switzerland: World Health Organization. Available at: <http://apps.who.int/medicinedocs/documents/s18065en/s18065en.pdf>. Accessed February 14, 2020.
2. Wilsdon T, Li I, 2016. *The Evolution of Access to Essential Medicines for the Treatment of HIV/AIDS -Evidence From 2000 to 2015*. Available at: <https://www.ifpma.org/wp-content/uploads/2016/06/2016-The-Evolution-of-Access-to-Essential-Medicines-CRA.pdf>. Accessed February 14, 2020.
3. Nayyar GM, Attaran A, Clark JP, Culzoni MJ, Fernandez FM, Herrington JE, Kendall M, Newton PN, Breman JG, 2015. Responding to the pandemic of falsified medicines. *Am J Trop Med Hyg* 92 (Suppl 6): 113–118.
4. UN-DESA, 2017. *Sustainable Development Goal 3. Progress of Goal 3 in 2017*. (E/2017/66). Available at: <https://sustainabledevelopment.un.org/sdg3>. Accessed February 14, 2020.
5. Peyraud N et al., 2017. An epidemic of dystonic reactions in central Africa. *Lancet Glob Health* 5: e137–e138.
6. Hanif M, Mobarak MR, Ronan A, Rahman D, Donovan JJ Jr., Bennis ML, 1995. Fatal renal failure caused by diethylene glycol in paracetamol elixir: the Bangladesh epidemic. *BMJ* 311: 88–91.
7. WHO, 2017. *A Study on the Public Health and Socioeconomic Impact of Substandard and Falsified Medical Products*. Available at: <http://www.who.int/medicines/regulation/ssffc/publications/se-study-sf/en/>. Accessed February 14, 2020.
8. WHO, 2017. *WHO Global Surveillance and Monitoring System for Substandard and Falsified Medical Products*. Available at: <http://www.who.int/medicines/regulation/ssffc/publications/gsms-report-sf/en/>. Accessed February 14, 2020.
9. Wirtz VJ et al., 2017. Essential medicines for universal health coverage. *Lancet* 389: 403–476.
10. Newton PN, Bond KC; Oxford Statement Signatories, 2019. Global access to quality-assured medical products: the Oxford Statement and call to action. *Lancet Glob Health* 7: e1609–e1611.
11. Ozawa S, Evans DR, Bessias S, Haynie DG, Yemeke TT, Laing SK, Herrington JE, 2018. Prevalence and estimated economic burden of substandard and falsified medicines in low- and middle-income countries: a systematic review and meta-analysis. *JAMA Netw Open* 1: e181662.
12. WHO, 2017. *Seventieth World Health Assembly update*. Available at: <http://www.who.int/en/news-room/detail/29-05-2017-seventieth-world-health-assembly-update-29-may-2017>. Accessed February 14, 2020.
13. WHO, 2011. *Survey of the Quality of Selected Antimalarial Medicines Circulating in Six Countries of Sub-Saharan Africa*. Available at: [http://www.who.int/medicines/publications/WHO\\_QAMSA\\_report.pdf](http://www.who.int/medicines/publications/WHO_QAMSA_report.pdf). Accessed February 14, 2020.
14. Petersen A, Held N, Heide L, Difäm EPN Minilab Survey Group, 2017. Surveillance for falsified and substandard medicines in Africa and Asia by local organizations using the low-cost GPHF Minilab. *PLoS One* 12: e0184165.
15. Global Pharma Health Fund, 2008. *Manual Accompanying the GPHF Minilab™. Volume II. Thin-Layer Chromatographic Tests*. Darmstadt, Germany: Global Pharma Health Fund.
16. Mufusama JP, Ndjoko loset K, Feineis D, Hoellein L, Holzgrave U, Bringmann G, 2018. Quality of the antimalarial medicine artemether–lumefantrine in 8 cities of the Democratic Republic of the Congo. *Drug Test Anal* 10: 1599–1606.
17. Schiavetti B et al., 2018. The quality of medicines used in children and supplied by private pharmaceutical wholesalers in Kinshasa, Democratic Republic of Congo: a prospective survey. *Am J Trop Med Hyg* 98: 894–903.
18. Djobet MP, Singhe D, Lohoue J, Kuaban C, Ngogang J, Tambo E, 2017. Antiretroviral therapy supply chain quality control and assurance in improving people living with HIV therapeutic outcomes in Cameroon. *AIDS Res Ther* 14: 19.
19. WHO, 2014. *Global Status Report on Noncommunicable Diseases 2014*. Geneva, Switzerland: World Health Organization. Available at: [https://apps.who.int/iris/bitstream/handle/10665/148114/9789241564854\\_eng.pdf;jsessionid=8345CF691DD47D27C879E5B13E2E8228?sequence=1](https://apps.who.int/iris/bitstream/handle/10665/148114/9789241564854_eng.pdf;jsessionid=8345CF691DD47D27C879E5B13E2E8228?sequence=1). Accessed February 14, 2020.
20. Hunter-Adams J, Yongsi BN, Dzasi K, Parnell S, Boufford JI, Pieterse E, Oni T, 2017. How to address non-communicable diseases in urban Africa. *Lancet Diabetes Endocrinol* 5: 932–934.
21. Antignac M et al., 2017. Fighting fake medicines: first quality evaluation of cardiac drugs in Africa. *Int J Cardiol* 243: 523–528.

22. Schäfermann S, Neci R, Ndze EN, Nyaah F, Pondo VB, Heide L, 2020. Availability, prices and affordability of selected antibiotics and medicines against non-communicable diseases in western Cameroon and northeast DR Congo. *PLoS One* 15: e0227515.
23. WHO Expert Committee on Specifications for Pharmaceutical Preparations, 2016. *Guidelines on the Conduct of Surveys of the Quality of Medicines. WHO Technical Report Series No. 996. 2016.* Available at: <http://apps.who.int/medicinedocs/documents/s22404en/s22404en.pdf>. Accessed February 14, 2020.
24. Newton PN et al., 2009. Guidelines for field surveys of the quality of medicines: a proposal. *PLoS Med* 6: e52.
25. Ministère de la Santé Publique République du Cameroun, 2017. *Liste nationale des médicaments et autres produit pharmaceutiques essentiels 2017.* Available at: <https://dpml.cm/index.php/en/catalog/national-list-of-essential-medicines>. Accessed February 14, 2020.
26. Ministère de la Santé Publique République Démocratique du Congo, 2010. *Liste nationale des médicaments essentiels. Revision Mars 2010.* Available at: <http://apps.who.int/medicinedocs/en/m/abstract/Js18817fr/>. Accessed February 14, 2020.
27. Jingi AM, Noubiap JJ, Ewane Onana A, Nansseu JR, Wang B, Kingue S, Kengne AP, 2014. Access to diagnostic tests and essential medicines for cardiovascular diseases and diabetes care: cost, availability and affordability in the West Region of Cameroon. *PLoS One* 9: e111812.
28. Karemere H, Ribesse N, Marchal B, Macq J, 2015. Analyzing Katana referral hospital as a complex adaptive system: agents, interactions and adaptation to a changing environment. *Confl Health* 9: 17.
29. Ongolo-Zogo P, Yondo D, Ndongo JS, Moustapha N, Evina CD, 2017. *Primary Health Care Systems (PRIMASYS). Comprehensive Case Study From Cameroon.* Geneva, Switzerland: World Health Organization. WHO/HIS/HSR/17.43. Available at: <https://www.who.int/alliance-hpsr/projects/AHPSR-PRIMASYS-Cameroon-comprehensive.pdf>. Accessed February 14, 2020.
30. WHO, 2017. *Health Analytical profile: Cameroon–2016.* Available at: <https://www.afro.who.int/publications/health-analytical-profilecameroon-2016>. Accessed February 14, 2020.
31. Schäfermann S, Wemakor E, Hauk C, Heide L, 2018. Quality of medicines in southern Togo: investigation of antibiotics and of medicines for non-communicable diseases from pharmacies and informal vendors. *PLoS One* 13: e0207911.
32. WHO, 2009. *Stability Testing of Active Pharmaceutical Ingredients and Finished Pharmaceutical Products. WHO Technical Report Series, No. 953, 2009, Annex 2.* Available at: [https://www.who.int/medicines/publications/pharmprep/pdf\\_trsr953.pdf?ua=1](https://www.who.int/medicines/publications/pharmprep/pdf_trsr953.pdf?ua=1). Accessed February 14, 2020.
33. Dietz R, Feilner K, Gerst F, 1993. *Drugs Made in Germany. Drug Stability Testing Classification of Countries According to Climatic Zone.* Available at: <https://niniguaia.files.wordpress.com/2013/07/climate-zones.pdf>. Accessed February 14, 2020.
34. WHO, 2015. *Stability Testing of Active Pharmaceutical Ingredients and Finished Pharmaceutical Products. WHO Technical Report Series, No. 953, 2015, Annex 2.* Available at: [https://www.who.int/medicines/areas/quality\\_safety/quality\\_assurance/Stability](https://www.who.int/medicines/areas/quality_safety/quality_assurance/Stability) ConditionsTable2UupdatedMarch2015.pdf?ua=1. Accessed February 14, 2020.
35. WHO, 2018. *WHO Expert Committee on Specifications for Pharmaceutical Preparations Fifty-Second Report. WHO Technical Report Series No. 1010.* Available at: <https://apps.who.int/iris/bitstream/handle/10665/272452/9789241210195-eng.pdf?ua=1>. Accessed February 14, 2020.
36. WHO, 2018. *Medical Product Alert N° 2/2018. Falsified “Augmentin” Circulating in Cameroon.* Ref. RHT/SAV/Alert\_n2.2018. Available at: [https://www.who.int/medicines/publications/drugalerts/drug\\_alert2-2018/en/](https://www.who.int/medicines/publications/drugalerts/drug_alert2-2018/en/). Accessed February 14, 2020.
37. WHO, 2019. *World Health Organization. Model List of Essential Medicines. 21st List. 2019.* Geneva, Switzerland: World Health Organization. Available at: <https://apps.who.int/iris/bitstream/handle/10665/325771/WHO-MVP-EMP-IAU-2019.06-eng.pdf?ua=1>. Accessed February 14, 2020.
38. WHO, 2017. *Medical Product Alert N° 4/2017. Falsified Penicillin V Circulating in Cameroon.* Ref. RHT/SAV/Alert\_n4.2017. Available at: [https://www.who.int/medicines/publications/drugalerts/drug\\_alert4-2017/en/](https://www.who.int/medicines/publications/drugalerts/drug_alert4-2017/en/). Accessed February 14, 2020.
39. Pappich MG, 2016. *Saunders Handbook of Veterinary Drugs. Small and Large Animal, 4th edition.* Amsterdam, The Netherlands: Elsevier.
40. Hajjou M et al., 2015. Monitoring the quality of medicines: results from Africa, Asia, and South America. *Am J Trop Med Hyg* 92 (Suppl 6): 68–74.
41. Kaur H et al., 2016. Fake anti-malarials: start with the facts. *Malar J* 15: 86.
42. Khuluza F, Kigera S, Heide L, 2017. Low prevalence of substandard and falsified antimalarial and antibiotic medicines in public and faith-based health facilities of southern Malawi. *Am J Trop Med Hyg* 96: 1124–1135.
43. WHO, 2020. *WHO List of Prequalified Medicinal Products, Medicines and Finished Pharmaceutical Products.* Available at: <https://extranet.who.int/prequal/content/prequalified-lists/medicines>. Accessed February 14, 2020.
44. t Hoen EF, Hogerzeil HV, Quick JD, Sillo HB, 2014. A quiet revolution in global public health: the World Health Organization's prequalification of medicines programme. *J Public Health Policy* 35: 137–161.
45. Tsabang N, Fongzossie E, Donfack D, Yedjou CG, Tchounwou PB, Minkande JZ, Nouedou C, Van PD, Sonwa, 2016. Comparative study of epidemiological and anthropological aspects of diabetes and hypertension in Cameroon. *J For Res* 5: 165.
46. Nyirenda MJ, 2016. Non-communicable diseases in sub-Saharan Africa: understanding the drivers of the epidemic to inform intervention strategies. *Int Health* 8: 157–158.
47. Yu H, Le HM, Kaale E, Long KD, Layloff T, Lumetta SS, Cunningham BT, 2016. Characterization of drug authenticity using thin-layer chromatography imaging with a mobile phone. *J Pharm Biomed Anal* 125: 85–93.
48. Jähne R, 2018. Letter to the editor on previously published GPHF-minilab assessment. *Am J Trop Med Hyg* 98: 1880.
49. Vickers S, Bernier M, Zambrzycki S, Fernandez FM, Newton PN, Caillet C, 2018. Field detection devices for screening the quality of medicines: a systematic review. *BMJ Glob Health* 3: e000725.

## Supplementary PDF I:

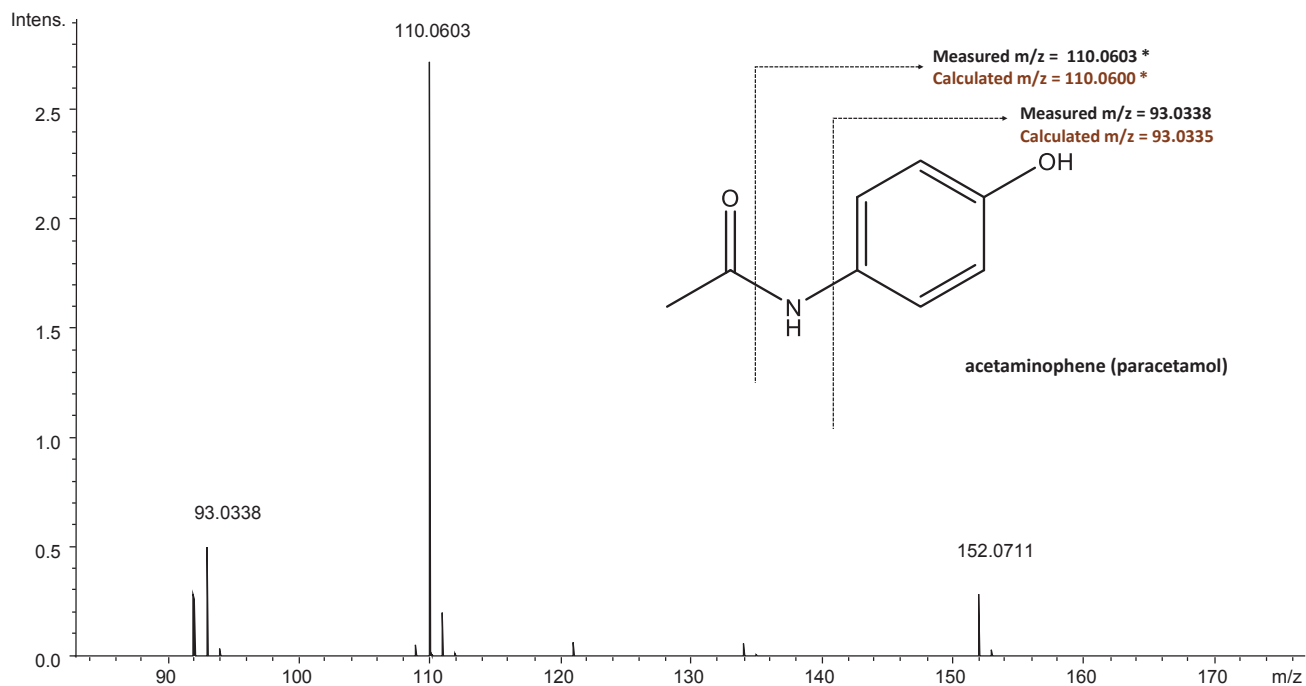
### Contents

Figure S1: HR - MS/MS Fragmentation pattern measured for the falsified penicillin V tablets QMCA035.....	2
Figure S2: HR - MS/MS Fragmentation pattern measured for the falsified metronidazole tablets QMC266.....	2
Figure S3: <sup>1</sup> H NMR spectrum (400 MHz, <i>d</i> <sub>4</sub> -MeOH) of the sample QMC266.....	3
.....	3
Figure S4: <sup>13</sup> C NMR spectrum (101 MHz, <i>d</i> <sub>4</sub> -MeOH) of the sample QMC266.....	3
.....	3
Figure S5: Edited <sup>1</sup> H- <sup>13</sup> C HSQC NMR spectrum (400 MHz, <i>d</i> <sub>4</sub> -MeOH) of the sample QMC266.....	4
Figure S6: <sup>1</sup> H- <sup>1</sup> H-COSY NMR spectrum (400 MHz, <i>d</i> <sub>4</sub> -MeOH) of the sample QMC266.....	5
Figure S7: <sup>1</sup> H- <sup>13</sup> C-HMBC NMR spectrum (400 MHz, <i>d</i> <sub>4</sub> -MeOH) of the sample QMC266.....	6
.....	6
Figure S8: <sup>1</sup> H- <sup>15</sup> N-HMBC NMR spectrum (400 MHz, <i>d</i> <sub>4</sub> -MeOH) of the sample QMC266.....	7
Figure S9: Superimposed <sup>1</sup> H NMR spectra (400 MHz, <i>d</i> <sub>4</sub> -MeOH) of a metronidazole benzoate standard and the sample QMC266.....	8
.....	8
Figure S10: Superimposed <sup>13</sup> C NMR spectra (101 MHz, <i>d</i> <sub>4</sub> -MeOH) of a metronidazole benzoate standard and the sample QMC266.....	8
Figure S11: NMR Results for metronidazole benzoate in sample QMC266 collected in the DR Congo.....	9
.....	9
Figure S12: Content of the active pharmaceutical ingredient determined for each sample, sorted by different categories.....	10
Figure S13: Dissolution of the active pharmaceutical ingredient determined for each sample, sorted by different categories.....	11
Figure S14: Frequency of non-compliance in Minilab TLC and disintegration testing in different subgroups of medicines.....	12
Table S1: List of stated manufacturers of samples investigated in this study, and results for USP 41 assay and dissolution testing.....	13
Table S2: List of samples reported to fail GPHF Minilab TLC analysis, and of samples reported to pass GPHF Minilab TLC analysis but showing extreme deviations in USP assay testing, with their respective USP assay results.....	18
Table S3: Compendial quality results for the different products and batches as stated on the packaging.....	19



## Figure S1: HR - MS/MS Fragmentation pattern measured for the falsified penicillin V tablets QMCA035

HR - MS/MS Fragmentation pattern measured from the falsified penicillin V samples (QMCA035) collected in the Republic of Cameroon, actually containing acetaminophen (paracetamol) The exact  $m/z$  of the paracetamol parent ion measured was 152.0711 (calculated 152.0706).



\*the fragment ion with a  $m/z$  of 110, results from the protonated 4-aminophenol ( $[H_2N-C_6H_4OH+H]^+$ ) formed by loss of ethone ( $H_2C=C=O$ ).

## Figure S2: HR - MS/MS Fragmentation pattern measured for the falsified metronidazole tablets QMC266

HR - MS/MS Fragmentation pattern measured from the falsified metronidazole tablets (QMC266) collected in the DR Congo, actually containing metronidazole benzoate.

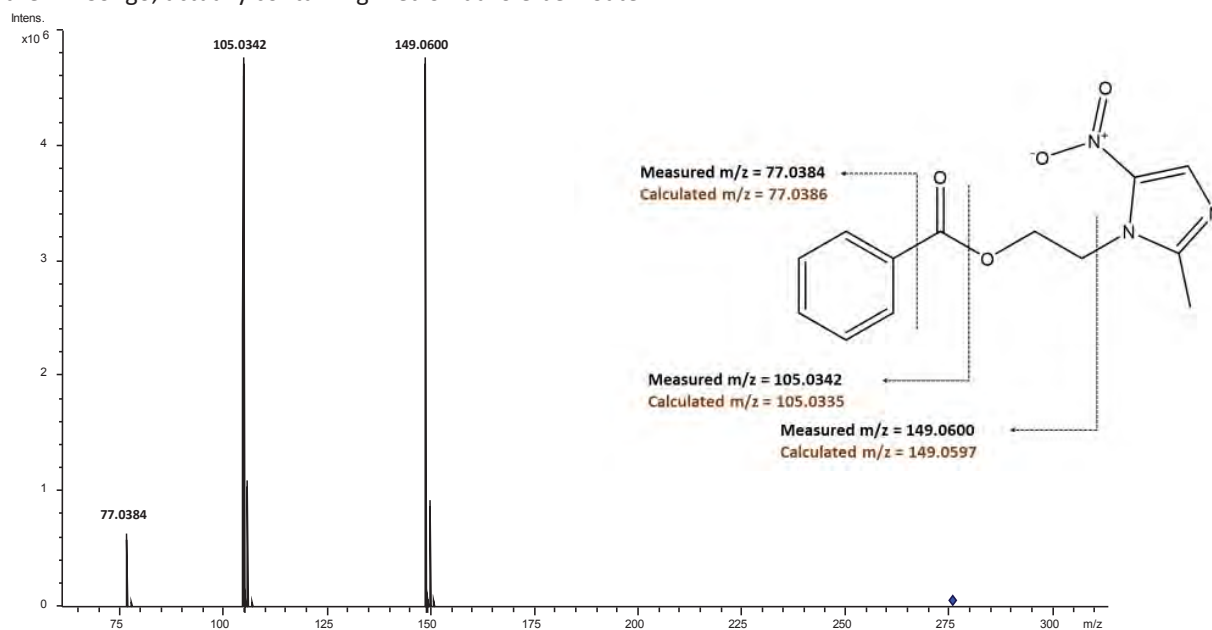


Figure S3:  $^1\text{H}$  NMR spectrum (400 MHz,  $d_4$ -MeOH) of the sample QMC266

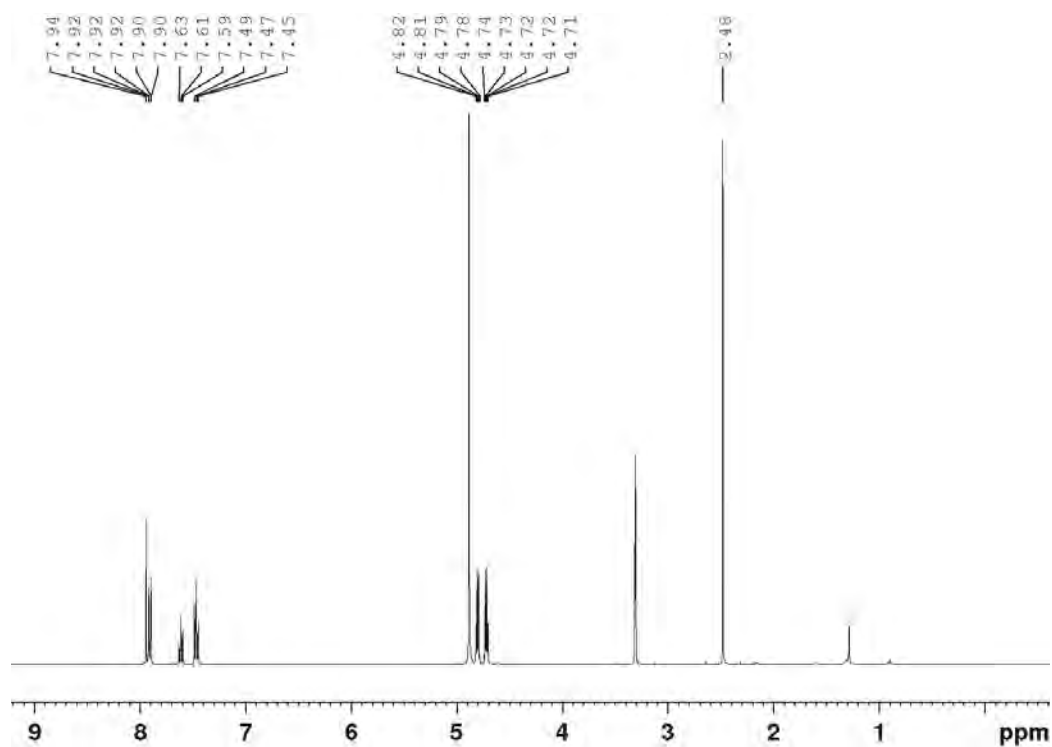
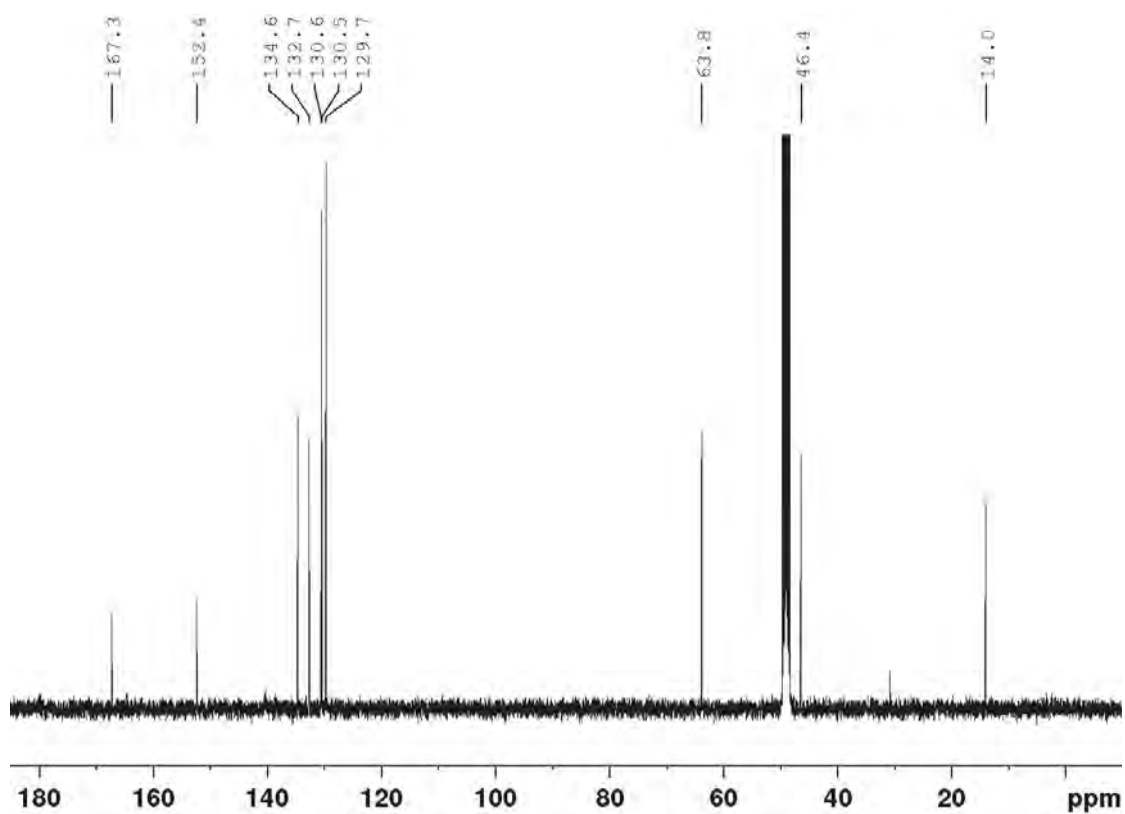


Figure S4:  $^{13}\text{C}$  NMR spectrum (101 MHz,  $d_4$ -MeOH) of the sample QMC266



# Figure S5: Edited $^1\text{H}$ - $^{13}\text{C}$ HSQC NMR spectrum (400 MHz, $d_4$ -MeOH) of the sample QMC266

This experiment reveals which proton is directly bond to which carbon. Blue cross peaks indicate CH and  $\text{CH}_3$  moieties, while red cross-peaks indicate  $\text{CH}_2$ -groups.

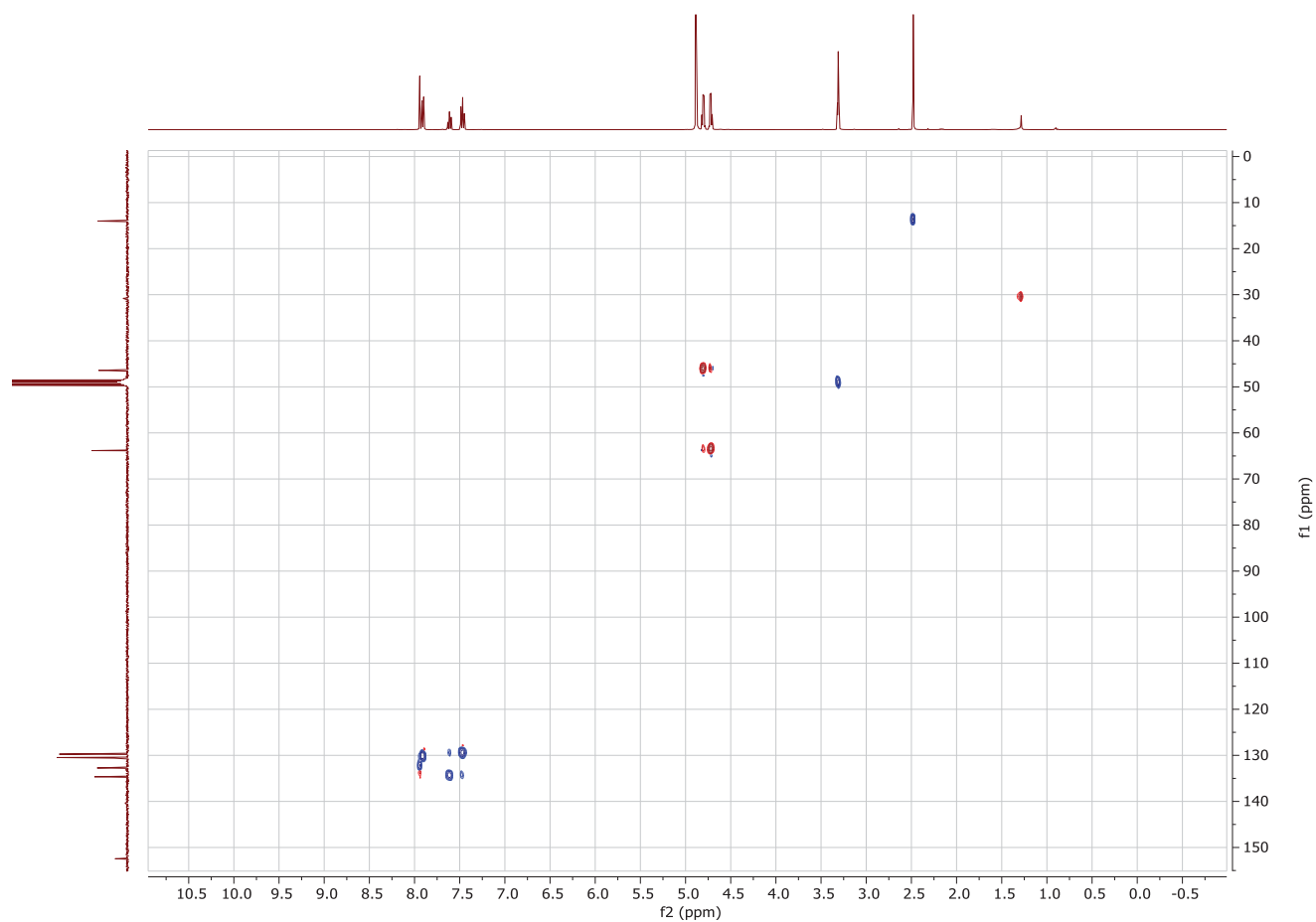


Figure S6:  $^1\text{H}$ - $^1\text{H}$ -COSY NMR spectrum (400 MHz,  $d_4$ -MeOH) of the sample QMC266

Bold lines in the depicted chemical formula visualize the observed COSY-correlations.

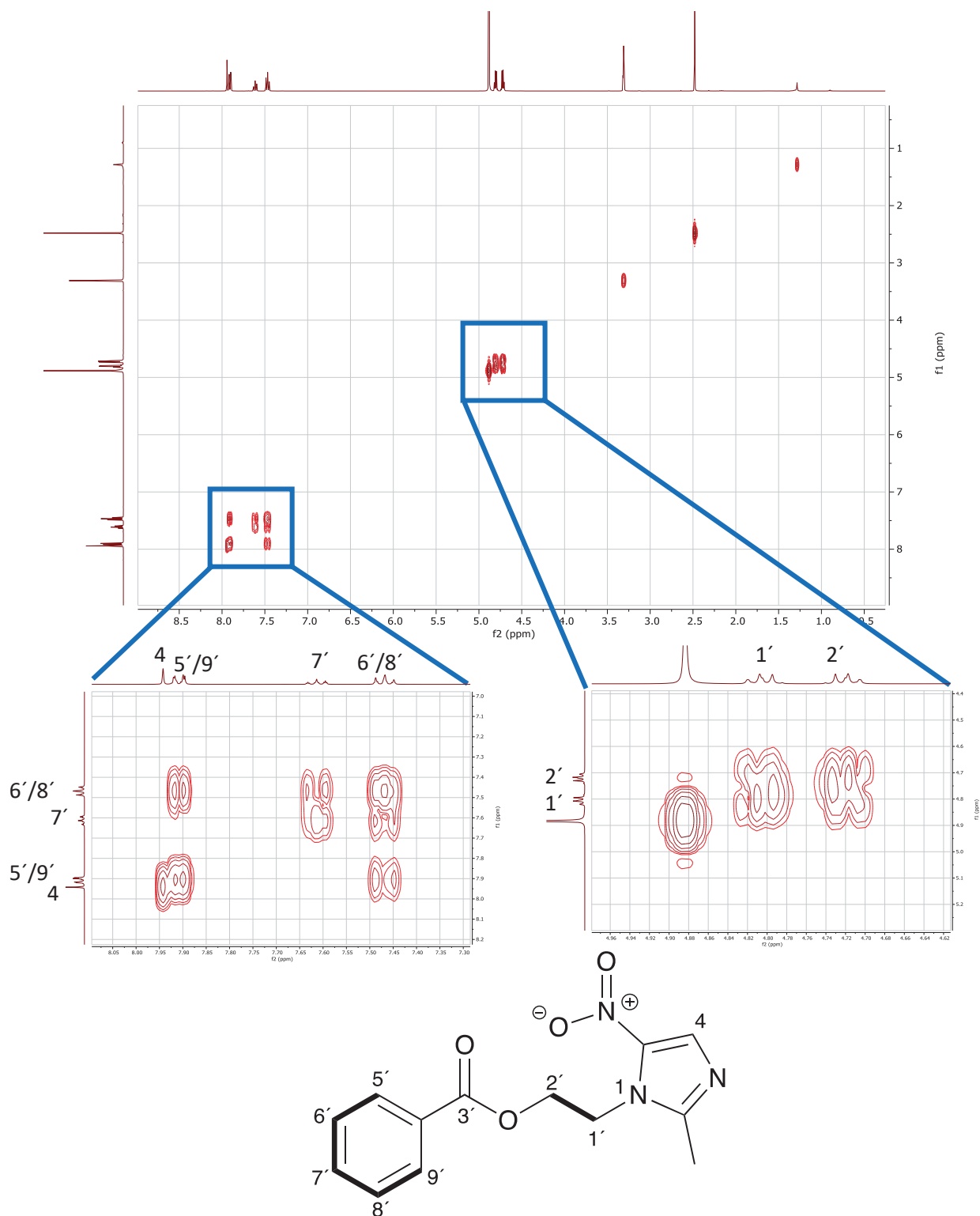




Figure S7:  $^1\text{H}$ - $^{13}\text{C}$ -HMBC NMR spectrum (400 MHz,  $d_4$ -MeOH) of the sample QMC266

Red arrows in the depicted chemical structure visualize the observed 2- and 3-bond HMBC long range correlations.

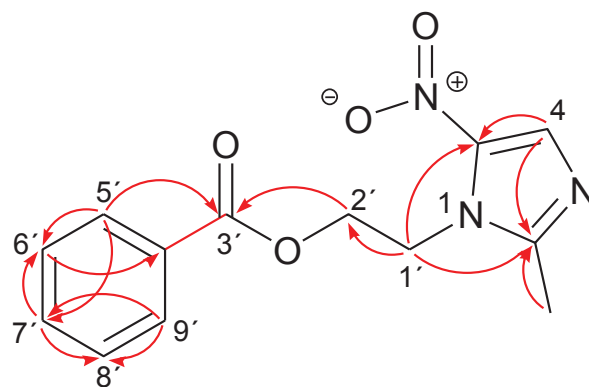
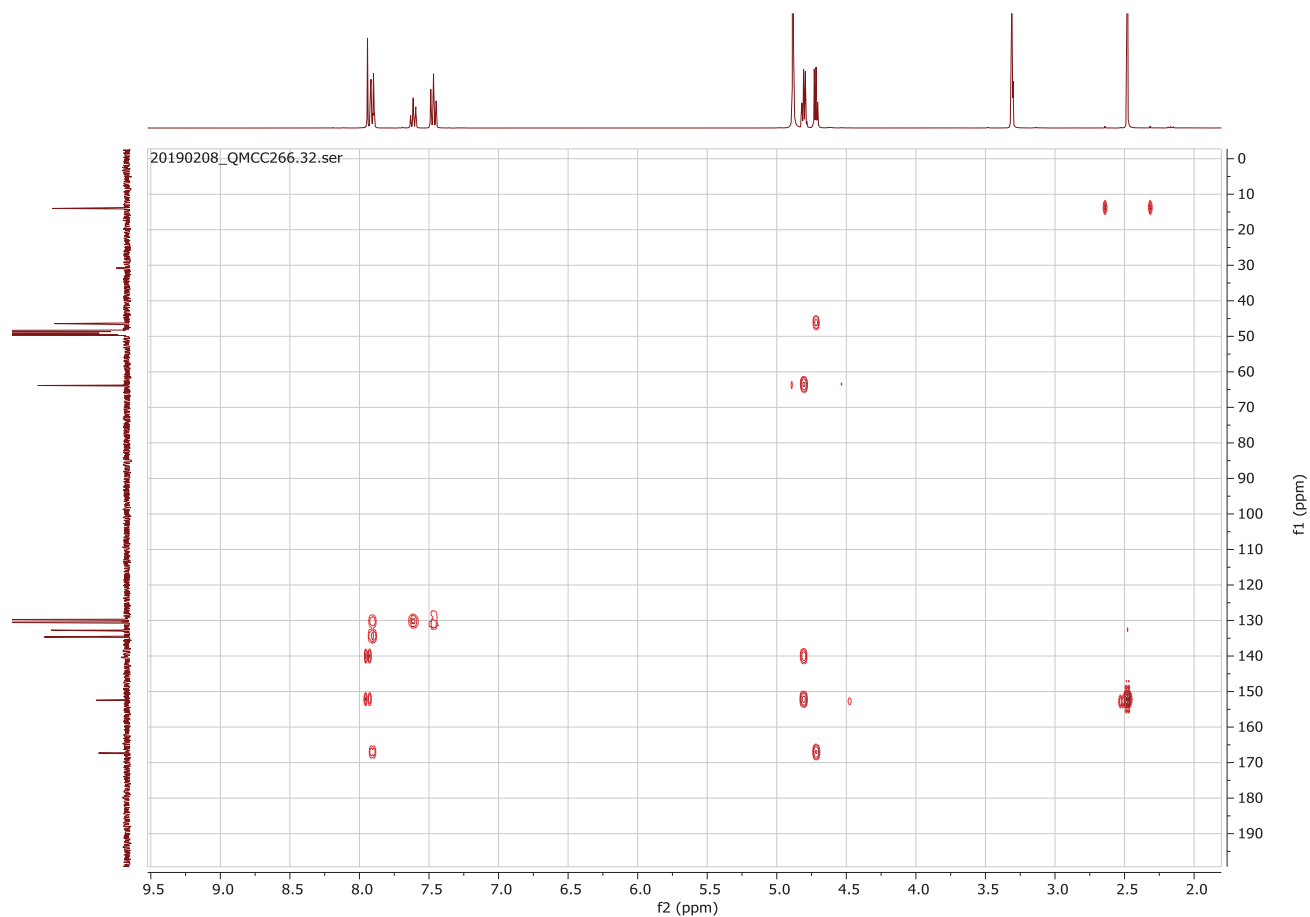


Figure S8:  $^1\text{H}$ - $^{15}\text{N}$ -HMBC NMR spectrum (400 MHz,  $d_4$ -MeOH) of the sample QMC266

Red arrows in the depicted chemical structure visualize the observed HMBC long range correlations.

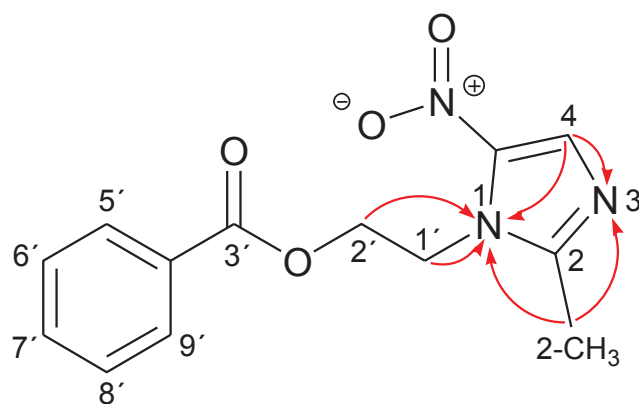
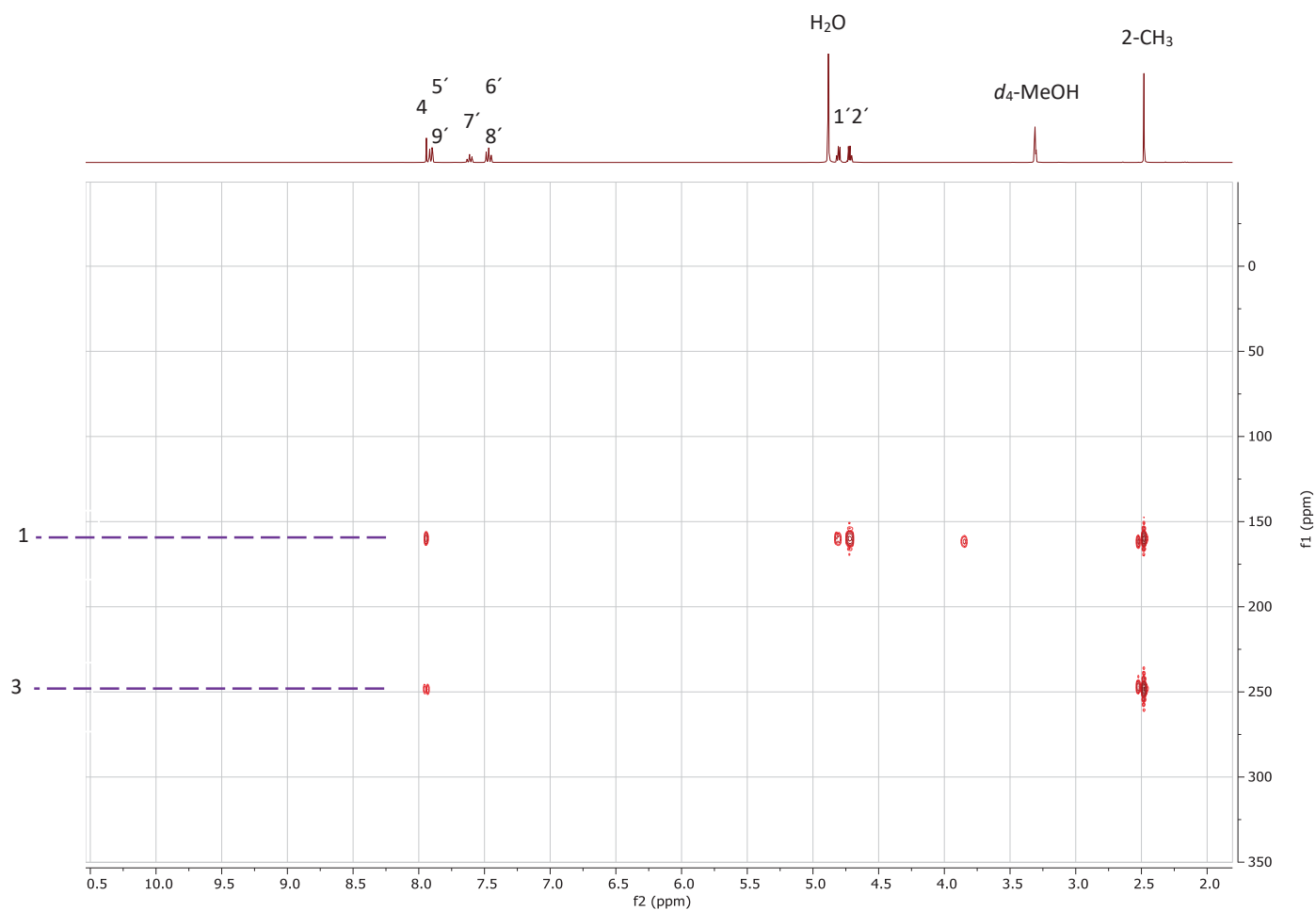


Figure S9: Superimposed  $^1\text{H}$  NMR spectra (400 MHz,  $d_4$ -MeOH) of a metronidazole benzoate standard and the sample QMC266 metronidazole benzoate standard depicted in red (above) and the sample QMC266 depicted in blue (below).

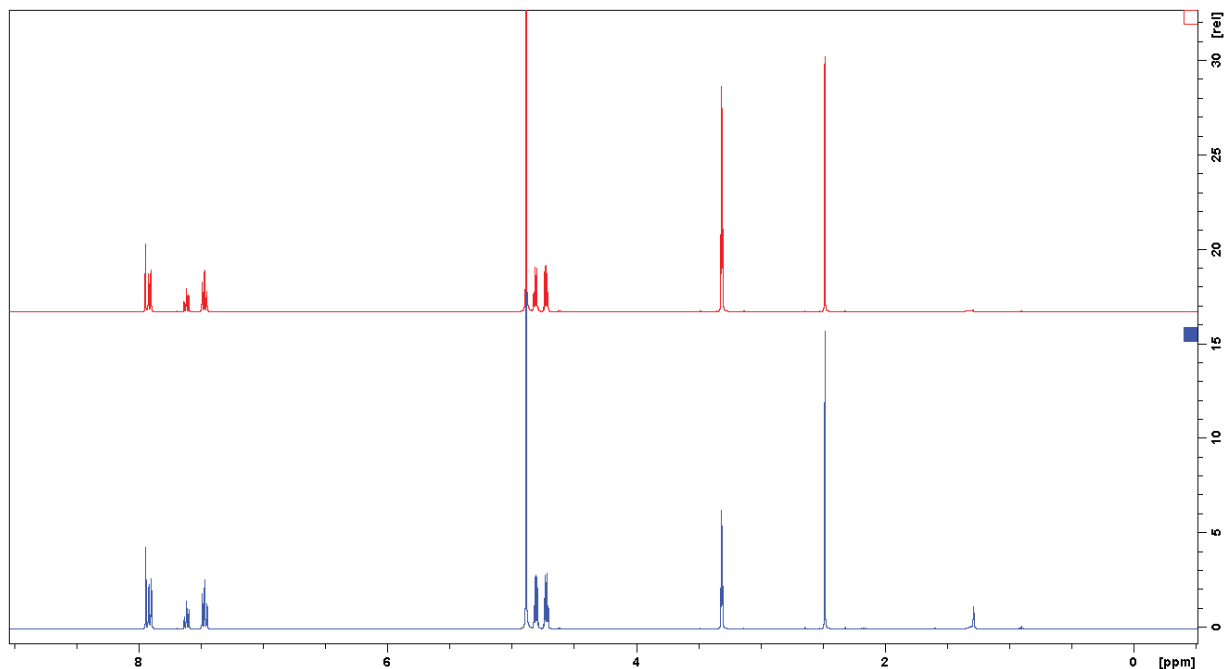


Figure S10: Superimposed  $^{13}\text{C}$  NMR spectra (101 MHz,  $d_4$ -MeOH) of a metronidazole benzoate standard and the sample QMC266 metronidazole benzoate standard depicted in red (above) and the sample QMC266 depicted in blue (below).

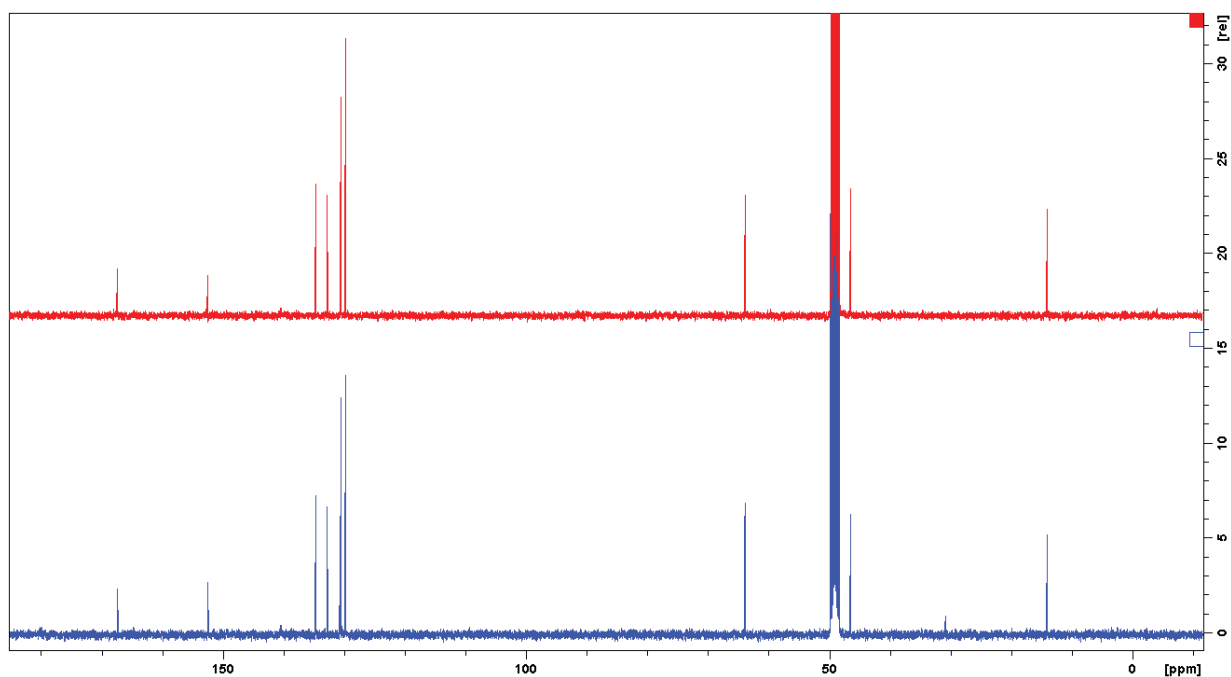
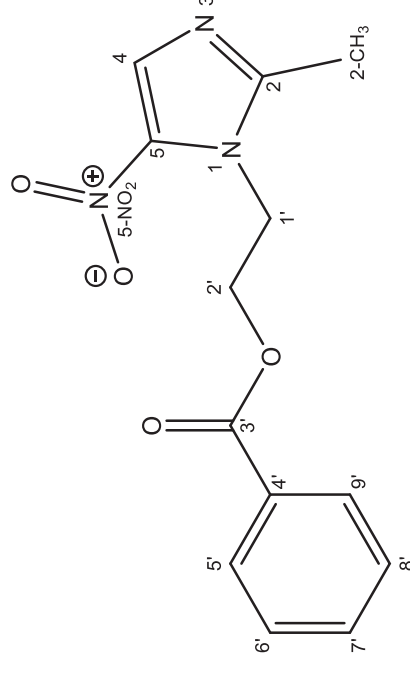


Figure S11: NMR Results for metronidazole benzoate in sample QMC266 collected in the DR Congo

Position	$\delta_{C/N}^a$	$\delta_H$ (integral, multiplicity) <sup>b</sup>	COSY	HMBC <sup>c</sup>
1	160.0 N <sub>t</sub>			
2	152.4 C <sub>q</sub>			
2-CH <sub>3</sub>	14.0 CH <sub>3</sub>	2.48 (3H, s)		1, 2, 3
3	248.3 N <sub>t</sub>			
4	132.7 CH	7.94 (1H, s)		1, 2, 3, 5
5	140.5 C <sub>q</sub> <sup>d</sup>			
5-NO <sub>2</sub>	n.o. <sup>e</sup>			
1'	46.4 CH <sub>2</sub>	4.81 (2H, m)	2'	1, 2', 2, 5
2'	63.8 CH <sub>2</sub>	4.72 (2H, m)	1'	1, 1', 3'
3'	167.3 CO			
4'	130.6 C <sub>q</sub>			
5'/9'	130.5 CH	7.90+7.92 (2H, m)	6', 8'	3', 7', 5', 9'
6'/8'	129.7 CH	7.47 (2H, m)	5', 7', 9'	4', 6', 8'
7'	134.6 CH	7.61 (1H, m)	6', 8'	6', 8'



2'-(2-methyl-5-nitro-1H-imidazol-1-yl)ethyl benzoate

<sup>a</sup> Recorded at 101 MHz for <sup>13</sup>C. <sup>15</sup>N NMR values were extracted from the corresponding <sup>1</sup>H-<sup>15</sup>N HMBC NMR spectrum.

Multiplicity determined by an edited <sup>1</sup>H-<sup>13</sup>C HSQC and a DEPT135 NMR experiment.

<sup>b</sup> Recorded at 400 MHz.

<sup>c</sup> Protons showing long-range correlation with indicated carbon or nitrogen.

<sup>d</sup> <sup>13</sup>C NMR value was extracted from a <sup>1</sup>H-<sup>13</sup>C HMBC NMR spectrum.

<sup>e</sup> Not observed.



Figure S12: Content of the active pharmaceutical ingredient determined for each sample, sorted by different categories

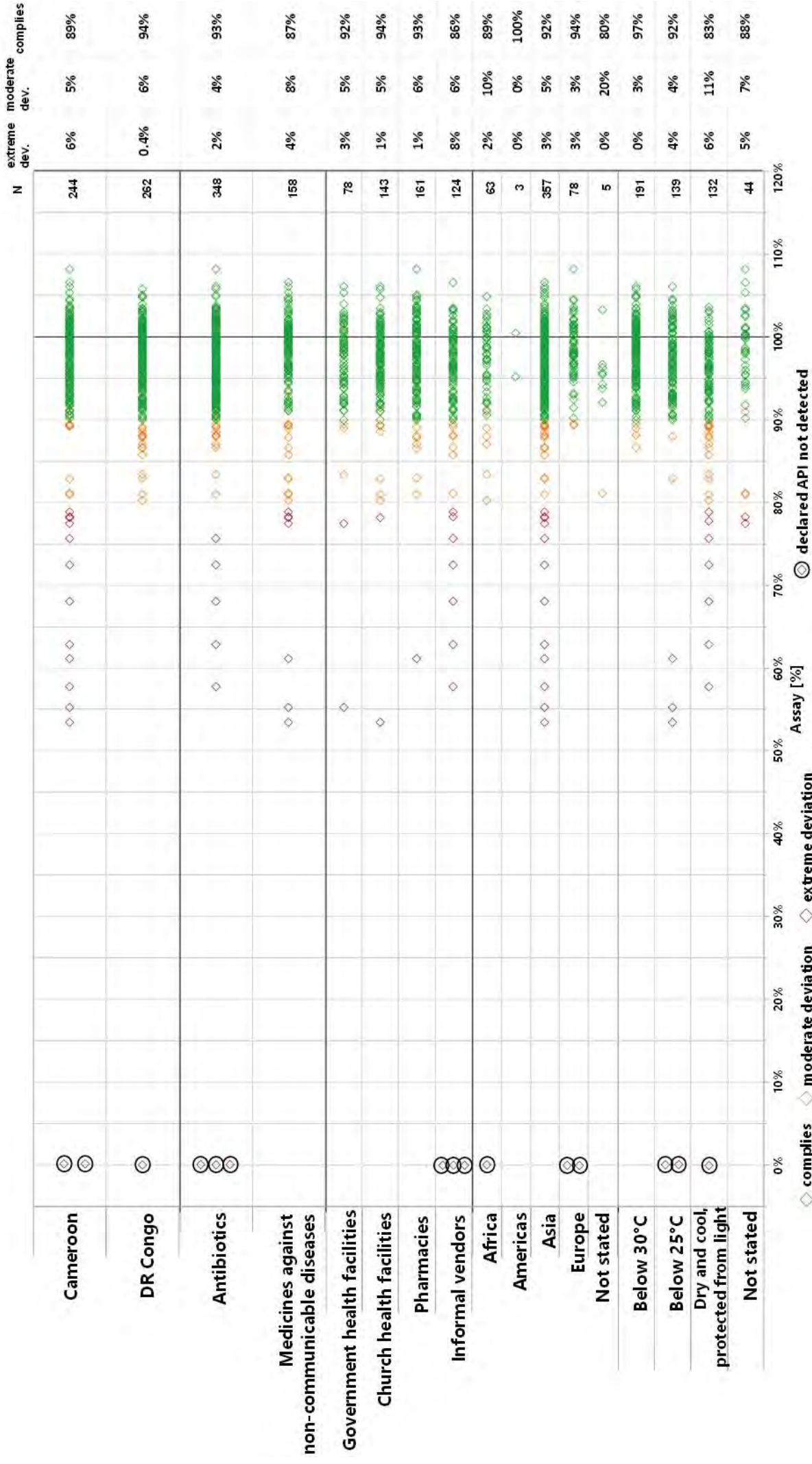


Figure S13: Dissolution of the active pharmaceutical ingredient determined for each sample, sorted by different categories

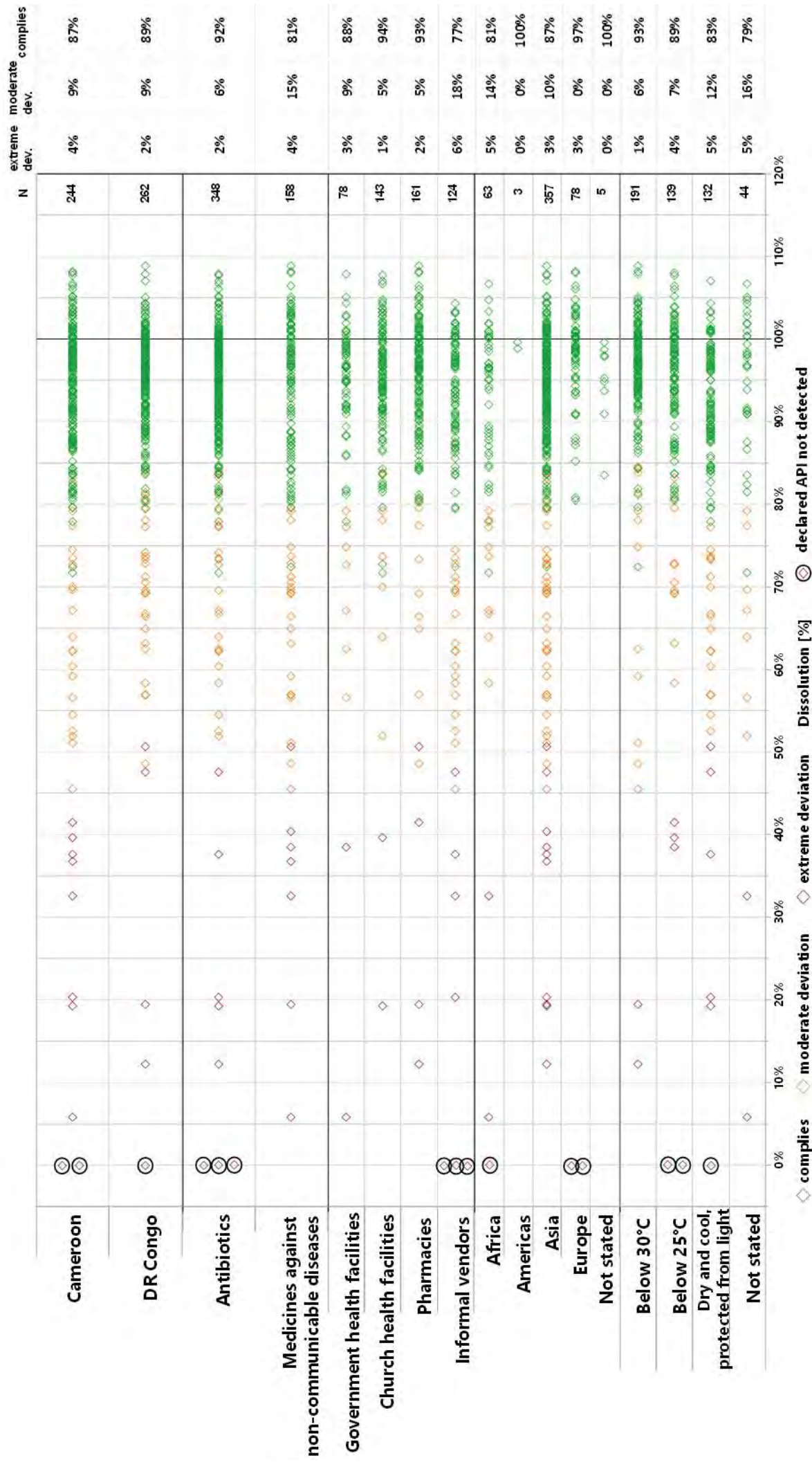
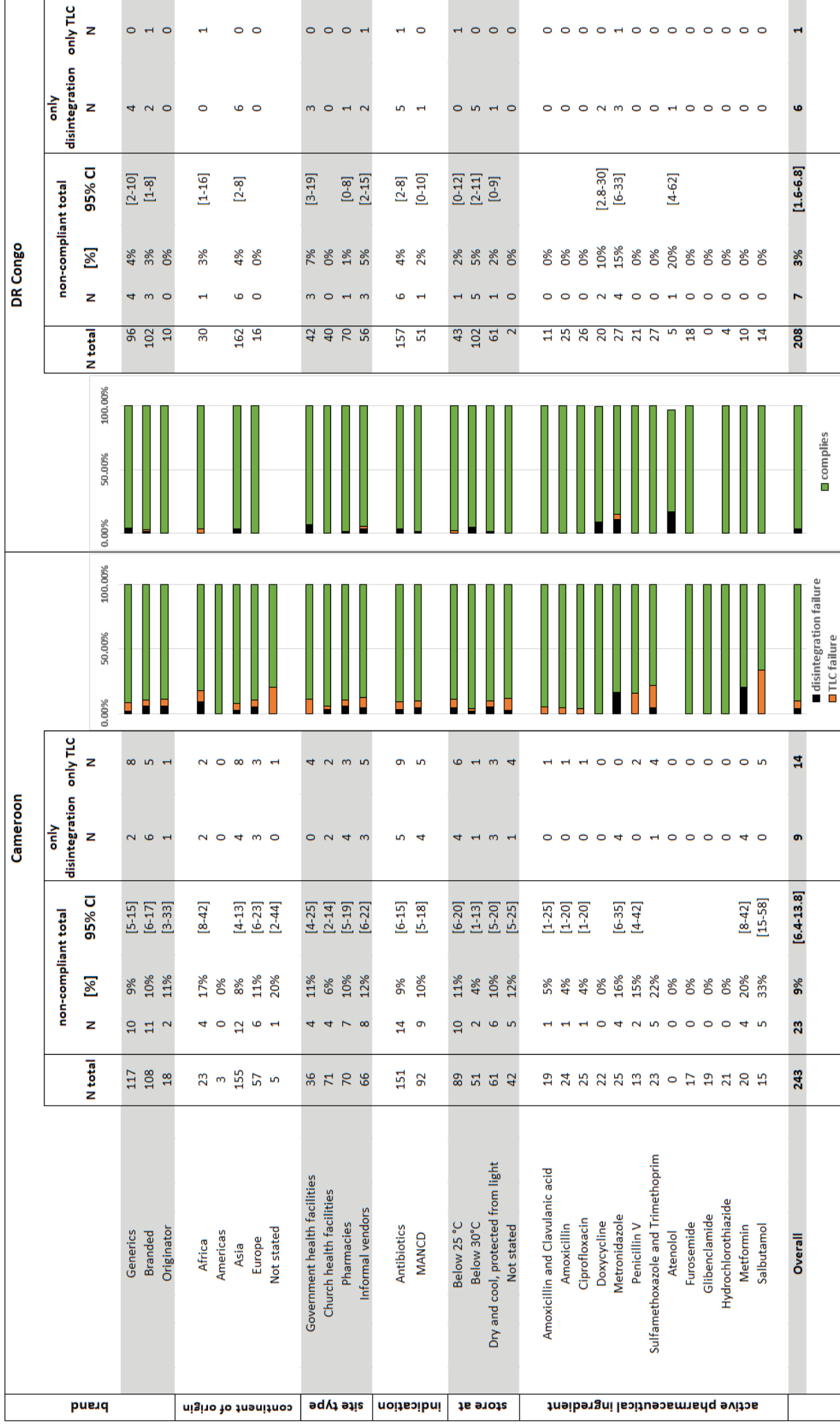


Figure S14: Frequency of non-compliance in Minilab TLC and disintegration testing in different subgroups of medicines



TLC= thin-layer chromatography

Table S1: List of stated manufacturers of samples investigated in this study, and results for USP 41 assay and dissolution testing

Stated Continent of Origin	Stated Country of Origin	Stated Manufacturer	N	complies	moderate deviation	extreme deviation
Africa	Benin	Pharmaquick	7	5	0	2
	Burundi	Société industrielle Pharmaceutique (SIPHAR)	1	1	0	0
	Cameroon	Africure Pharmaceuticals Cameroon S.A.	2	1	1	0
		Cinpharm **	3	2	1	0
	DR Congo	Phatkin B.P.	5	2	3	0
		Zenufa Laboratoire	4	3	1	0
	Ghana	Entrance Pharmaceuticals & Research Centre	5	3	2	0
	Kenya	Cosmos Limited	1	1	0	0
		DAWA Limited	7	6	1	0
		Elys Chemical Industries Ltd.	3	2	1	0
		Laboratory & Allied Ltd.	2	2	0	0
		MAC'S Pharmaceuticals Ltd.	2	1	0	1 <sup>s</sup>
		Pharmaceutical Manufacturing Co. Ltd.	1	0	1	0
		Regal Pharmaceuticals Ltd.	5	5	0	0
	Nigeria	New Divine Favour Pharmaceutical Industries Ltd.	1	1	0	0
	Senegal	Wintrop Pharma Sénégal Group SANOFI	1	1	0	0
	Togo	Sprukfield	4	4	0	0
	Uganda	Kampala Pharmaceutical Industries	7	7	0	0
	Uganda	Rene Industries Ltd.	2	2	0	0
<b>subtotal</b>			<b>63</b>	<b>49</b>	<b>11</b>	<b>3</b>
Americas	British West Indies	Prost Pharma (France)	2	2	0	0
	USA	Sandoz	1	1	0	0
	<b>subtotal</b>			<b>3</b>	<b>3</b>	<b>0</b>

Stated Continent of Origin	Stated Country of Origin	Stated Manufacturer	N	complies	moderate deviation	extreme deviation
Asia	China	Anhui Chengshi Pharmaceutical Co. Ltd	1	1	0	0
		Anhui Medipharm Co. Ltd.	1	0	1	0
		Chifeng Wanze Pharmaceutical Co. Ltd.	1	1	0	0
		CSPC Ouyi Pharmaceutical Co. Ltd.	22	21	1	0
		CSPC Zhongnuo Pharmaceuticals Co. Ltd.	10	10	0	0
		Farmasino Pharmaceutical Co. Ltd	6	5	1	0
		Greenfield Pharmaceuticals (Jiang Su) Co. Ltd.	1	1	0	0
		Guilin Pharmaceutical Co. Ltd.	4	4	0	0
		Jiangsu Pengyao Pharmaceutical Co. Ltd.	2	2	0	0
		Jiangsu Ruinian Qianjin Pharm. Co.Ltd	4	4	0	0
		Jiangxi Xier Kangtai Pharmaceutical Co. Ltd.	5	3	2	0
		Jinzhou Jiuyang Pharmaceutical Co. Ltd	3	2	0	1
		JSPY Pharmaceutical Co. Ltd.	3	3	0	0
		Nanjing Baijingyu Pharmaceutical Co. Ltd.	3	3	0	0
		Nanjing Sino Pharmaceutical Ltd.	1	1	0	0
		Ningbo Shuangwei Pharmaceutical Co. Ltd	6	6	0	0
		North China Pharmaceutical Co. Ltd. ***	8	8	0	0
		Reyoung Pharmaceutical Co. Ltd.	9	9	0	0
		Shandong Shenglu Pharmaceutical Co. Ltd	4	0	0	4
		Shandong Xier Kangtai Pharm Co. Ltd	1	1	0	0
		Shandong Yikang Pharmaceutical Co. Ltd.	2	1	1	0
		Shanghai Juchen Import and Exports Co. Ltd.	4	4	0	0
		Shanxi Lianbang Pharmaceutical Co. Ltd.	2	2	0	0



Stated Continent of Origin	Stated Country of Origin	Stated Manufacturer	N	complies	moderate deviation	extreme deviation
		Sinochem Jiangsu Co. Ltd	14	8	3	3
		Sishui xier Kang Pharmaceutical Co. Ltd	1	0	0	1
		Yanzhou Xierkangtai pharmaceutical Co. Ltd.	3	2	1	0
	Hong Kong	Hongkong Prost Medicines and Health Products Co. Ltd	3	3	0	0
	India	Agog Pharma Ltd.	4	4	0	0
		Alkem Laboratories Ltd.	1	0	1	0
		Arco Pharma Pvt. Ltd	7	1	6	0
		Asence Pharma Pvt. Ltd.	6	4	2	0
		Astra Lifecare Pvt. Ltd.	11	9	0	2
		Aura pharmaceuticals Pvt. Ltd	9	5	4	0
		Aurobindo Pharma Ltd.	1	0	1	0
		Axon Drugs Pvt. Ltd.	1	1	0	0
		Bliss GVS Pharma Ltd.	1	0	1	0
		Cadila Healthcare Ltd.	1	1	0	0
		Cipla Ltd.	1	1	0	0
		Ciron Drugs and Pharmaceuticals Ltd.	2	2	0	0
		Combitic Global Caplet Pvt. Ltd.	1	1	0	0
		Fourrts	3	3	0	0
		Global Pharma Healthcare Pvt. Ltd.	4	4	0	0
		Holden Medical Laboratories Pvt. Ltd.	3	3	0	0
		Intermed	1	1	0	0
		Ipca Laboratories Ltd.	1	1	0	0
		J. B. Chemicals and Pharmaceuticals Ltd.	1	1	0	0
		Kopran Limited	2	2	0	0
		Leben Laboratories Pvt. Ltd	1	1	0	0
		Lincoln Pharmaceuticals Ltd.	8	8	0	0
Lord Lifescience Pvt. Ltd.		1	0	1	0	
Macleods Pharmaceuticals Ltd.	4	4	0	0		
Mancare pharmaceutical Ltd	4	4	0	0		

Stated Continent of Origin	Stated Country of Origin	Stated Manufacturer	N	complies	moderate deviation	extreme deviation
		Maneesh Pharmaceuticals Ltd	1	1	0	0
		Maxheal Laboratories Pvt. Ltd.	2	1	1	0
		Maxtar Bio-Genics	14	9	2	3 *
		Medicamen Biotech Ltd.	8	7	1	0
		Medicef Pharma	4	4	0	0
		Medico Remedies Pvt. Ltd.	5	0	1	4
		Medley Pharmaceuticals Ltd.	5	5	0	0
		Medopharm Pvt. Ltd.	41	39	2	0
		Mepro Pharmaceuticals Pvt. Ltd.	2	2	0	0
		Micro Labs Ltd.	4	4	0	0
		Milan Laboratories (India) Pvt. Ltd	6	5	1	0
		Nem Laboratories Pvt. Ltd.	1	1	0	0
		not stated	1	1	0	0
		Osaka Pharmaceuticals Pvt. Ltd.	3	1	2	0
		PIL Pharmaceuticals Pvt. Ltd.	1	1	0	0
		Prashi Pharma Pvt. Ltd	6	1	4	1
		Shalina Laboratories Pvt. Ltd.	1	1	0	0
		Sparsh Bio-Tech Pvt. Ltd.	7	7	0	0
		Strides Arcolab Limited	23	21	2	0
		Strides Shasun Limited	11	9	2	0
		Triveni Formulations Limited	1	1	0	0
		Ultra Care International	2	2	0	0
		UMEDICA Laboratories	1	1	0	0
	Zee Laboratories	1	1	0	0	
	ZIM Laboratories Ltd.	1	1	0	0	
	Sultanat of Oman	National pharmaceutical industries	1	1	0	0
Turkey	Bilim Pharmaceuticals	1	1	0	0	
<b>subtotal</b>			<b>357</b>	<b>294</b>	<b>44</b>	<b>19</b>
<b>Europe</b>	Austria	Sandoz	10	10	0	0
	Belgium	Merck	3	3	0	0
		Oxford Pharma	1	0	0	1 <sup>§</sup>
	Cyprus	Medochemie Ltd.	2	2	0	0

Stated Continent of Origin	Stated Country of Origin	Stated Manufacturer	N	complies	moderate deviation	extreme deviation
		Remedica Ltd	2	2	0	0
	France	Famar Lyon	1	1	0	0
		Glaxo Welcome Production	3	3	0	0
		Laboratoires Bailleul	1	1	0	0
		Laboratoire Bailly-Creat	6	6	0	0
		Sanofi-Winthrop Industrie	6	6	0	0
		Germany	Aspen Bad Oldesloe GmbH	1	1	0
	Berlin Chemie		1	1	0	0
	Denk Pharma GmbH & Co. KG		12	10	2	0
	Salutas Pharma GmbH		2	2	0	0
	Italy	Errekappa Euroterapici S.p.A	1	1	0	0
		Laboratori Guidotti S.p.A	1	1	0	0
	Spain	Ferrer Internacional S.A.	3	3	0	0
		Novartis Farmacéutica S.A.	14	14	0	0
	Sweden	Bluefish Pharmaceuticals AD	1	1	0	0
	United Kingdom	SmithKline Beecham Pharmaceuticals	1	0	0	1 <sup>§</sup>
		Sonmart Pharma (UK)	6	6	0	0
	<b>subtotal</b>		<b>78</b>	<b>74</b>	<b>2</b>	<b>2</b>
<b>not stated</b>	not stated	Cinpharm **	3	3	0	0
		not stated	2	1	1	0
	<b>subtotal</b>		<b>6</b>	<b>5</b>	<b>1</b>	<b>0</b>
<b>total</b>			<b>506</b>	<b>424</b>	<b>58</b>	<b>24</b>

\* Two of these three samples had been expired at the date of collection.

\*\* Cinpharm recently became a Cameroonian company. However, three samples did not state the country of manufacture, therefore these three samples were listed in the category "not stated".

\*\*\* The name of this manufacturer was given on different samples as "North China Pharmaceutical Co. Ltd.", or as "NCPC, PRC", or as "NCPC North Best". Since all of them appear to have the same contact address, they were considered in this study as a single manufacturer.

<sup>§</sup> Falsified medicine; poor quality can not be attributed to the stated manufacturer.

Table S2: List of samples reported to fail GPHF Minilab TLC analysis, and of samples reported to pass GPHF Minilab TLC analysis but showing extreme deviations in USP assay testing, with their respective USP assay results

Sample ID	API	USP assay classification	USP assay result [%]
<b>1) Samples reported to <u>fail</u> GPHF Minilab TLC analysis:</b>			
QMCA241	Amoxicillin / clavulanic acid	extreme deviation	0% / 0%
QMC266	Metronidazole	extreme deviation	0%
QMCA035	Penicillin V	extreme deviation	0%
QMCA001	Salbutamol	extreme deviation	54%
QMCA025	Salbutamol	extreme deviation	55%
QMCA215	Salbutamol	extreme deviation	61%
QMCA072	Salbutamol	deviation	81%
QMCA074	Sulfamethoxazole / Trimethoprim	deviation	91% / 95%
QMCA019	Sulfamethoxazole / Trimethoprim	complies	99% / 98%
QMCA212	Sulfamethoxazole / Trimethoprim	complies	102% / 100%
QMCA082	Sulfamethoxazole / Trimethoprim	complies	103% / 100%
QMCA032	Amoxicillin	complies	92%
QMCA210	Penicillin V	complies	93%
QMCA084	Salbutamol	complies	94%
QMCA184	Ciprofloxacin	complies	95%
<b>2) Samples reported to <u>pass</u> GPHF Minilab TLC analysis but showing extreme deviations in USP assay testing:</b>			
QMCA253	Penicillin V	extreme deviation	58%
QMCA107	Penicillin V	extreme deviation	68%
QMCA244	Penicillin V	extreme deviation	73%
QMCA177	Penicillin V	extreme deviation	76%
QMCA168	Salbutamol	extreme deviation	78%
QMCA179	Salbutamol	extreme deviation	78%
QMCA191	Salbutamol	extreme deviation	78%
QMCA239	Salbutamol	extreme deviation	79%

## Table S3: Compendial quality results for the different products and batches as stated on the packaging

See separate pdf file



The following are supplemental materials and will be published online only

**Table S9: List of all batches and brands investigated in this study, with their stated manufacturers and analytical results for assay and dissolution**

Note: Medicines were collected in health facilities, i.e. at the point of care, and it is unknown whether the manufacturers' storage recommendation have been complied with from the time of manufacture until the time of sample collection. Changes in medicines quality may have occurred due to inappropriate transport and storage conditions, and non-compliance with USP specifications is therefore not necessarily due to substandard manufacturing or packaging. However, the quality results listed below reflect what patients receive in the investigated health facilities.

\* Two of these three samples had been expired at the date of collection.

\*\* Cinpharm recently became a Cameroonian company. However, three samples did not state the country of manufacture, therefore these three samples were listed in the category "not stated".

\*\*\* The name of this manufacturer was given on different samples as "North China Pharmaceutical Co. Ltd.", or as "NCPC, PRC", or as "NCPC North Best". Since all of them appear to have the same contact address, they were considered in this study as a single manufacturer.

§ Falsified medicine; poor quality can not be attributed to the stated manufacturer.

Stated continent of origin	Stated country of origin	Stated manufacturer	INN	Stated product name	Batchnumber	N	USP assay			USP dissolution			USP assay and dissolution combined			
							complies	deviation	extreme deviation	complies	deviation	extreme deviation	complies	deviation	extreme deviation	
Africa	Benin	Pharmaquick	Furosemide	Furosemide Pharmaquick	991300	1	1	0	0	0	1	0	0	1	0	0
Africa	Benin	Pharmaquick	Glibenclamide	Glibenclamide Pharmaquick	965500	2	2	0	0	0	0	2	0	0	0	2
Africa	Benin	Pharmaquick	Hydrochlorothiazide	Hydrochlorothiazide Pharmaquick	992701	2	2	0	0	0	2	0	0	2	0	0
Africa	Benin	Pharmaquick	Hydrochlorothiazide	Hydrochlorothiazide Pharmaquick	992801	2	2	0	0	0	2	0	0	2	0	0
Africa	Burundi	Société industrielle Pharmaceutique (SIPHAR)	Doxycycline	Siphadox 100	SDC-001	1	1	0	0	0	1	0	0	1	0	0
Africa	Cameroon	Africare Pharmaceuticals Cameroon S.A.	Doxycycline	Doxycycline Capsules BP	4517001	2	2	0	0	0	1	1	0	1	1	0
Africa	Cameroon	Cinpharm **	Amoxicillin	Cinamox	18026	1	1	0	0	0	1	0	0	1	0	0
Africa	Cameroon	Cinpharm **	Sulfa/Trimet	Cincotrim	16001	1	1	0	0	0	1	0	0	1	0	0
Africa	Cameroon	Cinpharm **	Ciprofloxacin	Proloxin	16001	1	1	0	0	0	1	0	0	1	0	0
Africa	DRC	Phatkin B.P.	Amoxicillin	Amoxin 250	02-16	1	1	0	0	0	1	0	0	1	0	0
Africa	DRC	Phatkin B.P.	Amoxicillin	Amoxin 500	09-16	1	1	0	0	0	1	0	0	1	0	0
Africa	DRC	Phatkin B.P.	Ciprofloxacin	Ciprokin-500	03-17	1	1	0	0	0	1	0	0	1	0	0
Africa	DRC	Phatkin B.P.	Ciprofloxacin	Ciprokin-500	17-17	1	0	1	0	0	1	0	0	1	0	0
Africa	DRC	Phatkin B.P.	Penicillin V	Peni-V	04-17	1	0	1	0	0	1	0	0	1	0	0
Africa	DRC	Zenufa Laboratoire	Ciprofloxacin	Ciproz 500	16T-141	1	0	1	0	0	1	0	0	1	0	0
Africa	DRC	Zenufa Laboratoire	Furosemide	Zenamide	14T-35	1	1	0	0	0	1	0	0	1	0	0
Africa	DRC	Zenufa Laboratoire	Furosemide	Zenamide	15T-75	1	1	0	0	0	1	0	0	1	0	0
Africa	DRC	Zenufa Laboratoire	Metronidazole	Zenogyl 250	16T-98	1	1	0	0	0	1	0	0	1	0	0
Africa	Ghana	Entrance Pharmaceuticals & Research Centre	Sulfa/Trimet	Co-Trimoxazole	NT17127	1	0	1	0	0	0	1	0	0	1	0
Africa	Ghana	Entrance Pharmaceuticals & Research Centre	Sulfa/Trimet	Co-Trimoxazole	NT17208	1	1	0	0	0	0	1	0	0	1	0
Africa	Ghana	Entrance Pharmaceuticals & Research Centre	Glibenclamide	Glibenclamide	NT17149	1	1	0	0	0	1	0	0	1	0	0
Africa	Ghana	Entrance Pharmaceuticals & Research Centre	Metronidazole	Metronidazole	NT17122	1	1	0	0	0	1	0	0	1	0	0
Africa	Ghana	Entrance Pharmaceuticals & Research Centre	Metronidazole	Metronidazole	NT17145	1	1	0	0	0	1	0	0	1	0	0
Africa	Kenya	Cosmos Limited	Sulfa/Trimet	Cosatrim	60446	1	1	0	0	0	1	0	0	1	0	0
Africa	Kenya	DAWA Limited	Metronidazole	Eflaron 250	1607130	2	2	0	0	0	2	0	0	2	0	0
Africa	Kenya	DAWA Limited	Furosemide	Frusamide	1605057	1	0	1	0	0	0	1	0	0	1	0
Africa	Kenya	DAWA Limited	Amoxicillin	Moxaci-250	1707321	1	1	0	0	0	1	0	0	1	0	0
Africa	Kenya	DAWA Limited	Amoxicillin	Moxaci-500	1706107	1	1	0	0	0	1	0	0	1	0	0

Stated continent of origin	Stated country of origin	Stated manufacturer	INN	Stated product name	Batchnumber	N	USP assay			USP dissolution			USP assay and dissolution combined			
							complies	deviation	extreme deviation	complies	deviation	extreme deviation	complies	deviation	extreme deviation	
Africa	Kenya	DAWA Limited	Salbutamol	Sabulin	1504062	1	1	0	0	0	1	0	0	1	0	0
Africa	Kenya	DAWA Limited	Salbutamol	Sabulin	1608101	1	1	0	0	0	1	0	0	1	0	0
Africa	Kenya	Elys Chemical Industries Ltd.	Sulfa/Trimet	CO-TRI	4E46	1	1	0	0	0	1	0	0	1	0	0
Africa	Kenya	Elys Chemical Industries Ltd.	Furosemide	Frusemide	4G68	1	1	0	0	0	1	0	0	1	0	0
Africa	Kenya	Elys Chemical Industries Ltd.	Furosemide	Frusemide	5H102	1	1	0	0	0	1	0	1	0	0	0
Africa	Kenya	Laboratory & Allied Ltd.	Amoxicillin	Kemoxyl 250	66735	1	1	0	0	0	1	0	0	1	0	0
Africa	Kenya	Laboratory & Allied Ltd.	Sulfa/Trimet	Lecotrim	67056	1	1	0	0	0	1	0	0	1	0	0
Africa	Kenya	MAC'S Pharmaceuticals Ltd.	Metronidazole	Metronyl	K2343	1	1	0	0	0	1	0	0	1	0	0
Africa	Kenya	MAC'S Pharmaceuticals Ltd.	Metronidazole	Metronyl	L3028	1	0	0	1 <sup>s</sup>	0	0	0	1 <sup>s</sup>	0	0	1 <sup>s</sup>
Africa	Kenya	Pharmaceutical Manufacturing Co. Ltd.	Salbutamol	Astalin	15-02040	1	0	1	0	0	0	1	0	0	1	0
Africa	Kenya	Regal Pharmaceuticals Ltd.	Penicillin V	Unipen	151876	1	1	0	0	0	1	0	0	1	0	0
Africa	Kenya	Regal Pharmaceuticals Ltd.	Penicillin V	Unipen 250	170093	1	1	0	0	0	1	0	0	1	0	0
Africa	Kenya	Regal Pharmaceuticals Ltd.	Penicillin V	Unipen 250	170888	1	1	0	0	0	1	0	0	1	0	0
Africa	Kenya	Regal Pharmaceuticals Ltd.	Penicillin V	Unipen 250	170890	1	1	0	0	0	1	0	0	1	0	0
Africa	Kenya	Regal Pharmaceuticals Ltd.	Sulfa/Trimet	Unitrim	160732	1	1	0	0	0	1	0	0	1	0	0
Africa	Nigeria	New Divine Favour Pharmaceutical Industries Ltd.	Doxycycline	New Divine Doxycycline Capsules	17	1	1	0	0	0	1	0	0	1	0	0
Africa	Senegal	Wintrop Pharma Sénégal Group SANOFI	Metronidazole	Flagyl 500	9705	1	1	0	0	0	1	0	0	1	0	0
Africa	Togo	Sprukfield	Sulfa/Trimet	Co-Trimoxazole	AT15001	2	2	0	0	0	2	0	0	2	0	0
Africa	Togo	Sprukfield	Sulfa/Trimet	Co-Trimoxazole	AT15007	1	1	0	0	0	1	0	0	1	0	0
Africa	Togo	Sprukfield	Sulfa/Trimet	Co-Trimoxazole	I3617	1	1	0	0	0	1	0	0	1	0	0
Africa	Uganda	Kampala Pharmaceutical Industries	Doxycycline	Azudox	2517	1	1	0	0	0	1	0	0	1	0	0
Africa	Uganda	Kampala Pharmaceutical Industries	Amoxicillin	Kam Amoxy Capsules	2417	1	1	0	0	0	1	0	0	1	0	0
Africa	Uganda	Kampala Pharmaceutical Industries	Sulfa/Trimet	Kam Cotri	1816	1	1	0	0	0	1	0	0	1	0	0
Africa	Uganda	Kampala Pharmaceutical Industries	Salbutamol	Kam Vent	0217	1	1	0	0	0	1	0	0	1	0	0
Africa	Uganda	Kampala Pharmaceutical Industries	Salbutamol	Kam Vent	0417	1	1	0	0	0	1	0	0	1	0	0
Africa	Uganda	Kampala Pharmaceutical Industries	Salbutamol	Kam Vent	0617	1	1	0	0	0	1	0	0	1	0	0
Africa	Uganda	Kampala Pharmaceutical Industries	Salbutamol	Kam Vent	0716	1	1	0	0	0	1	0	0	1	0	0
Africa	Uganda	Rene Industries Ltd.	Doxycycline	Doxyren	00217	1	1	0	0	0	1	0	0	1	0	0
Africa	Uganda	Rene Industries Ltd.	Sulfa/Trimet	Renetrim	04617	1	1	0	0	0	1	0	0	1	0	0
Americas	British West Indies	Prost Pharma (France)	Amoxicillin	Amoxdels-500	160952	1	1	0	0	0	1	0	0	1	0	0
Americas	British West Indies	Prost Pharma (France)	Sulfa/Trimet	Cotrimo-480mg	170610	1	1	0	0	0	1	0	0	1	0	0
Americas	USA	Sandoz	Furosemide	Furosemide	FT4986	1	1	0	0	0	1	0	0	1	0	0

Stated continent of origin	Stated country of origin	Stated manufacturer	INN	Stated product name	Batchnumber	N	USP assay			USP dissolution			USP assay and dissolution combined		
							complies	deviation	extreme deviation	complies	deviation	extreme deviation	complies	deviation	extreme deviation
Asia	China	Anhui Chengshi Pharmaceutical Co. Ltd	Metronidazole	Metronidazole Tablets	170627	1	1	0	0	0	0	1	0	0	0
Asia	China	Anhui Mediphar Co. Ltd.	Ciprofloxacin	Cipro 500	1704581	1	0	1	0	0	0	1	0	0	0
Asia	China	Chifeng Wanze Pharmaceutical Co. Ltd.	Metronidazole	Metazol	X6021	1	1	0	0	0	0	1	0	0	0
Asia	China	CSPC Ouyi Pharmaceutical Co. Ltd.	Ciprofloxacin	Ciprofloxacin Tablets USP 500 mg	527160901	1	1	0	0	0	0	1	0	0	0
Asia	China	CSPC Ouyi Pharmaceutical Co. Ltd.	Ciprofloxacin	Ciprofloxacin Tablets USP 500 mg	527170206	1	1	0	0	0	0	0	1	0	0
Asia	China	CSPC Ouyi Pharmaceutical Co. Ltd.	Ciprofloxacin	Ciprofloxacin Tablets USP 500 mg	527170207	1	1	0	0	0	0	1	0	0	0
Asia	China	CSPC Ouyi Pharmaceutical Co. Ltd.	Ciprofloxacin	Ciprofloxacin Tablets USP 500 mg	784150901	1	1	0	0	0	0	1	0	0	0
Asia	China	CSPC Ouyi Pharmaceutical Co. Ltd.	Ciprofloxacin	Ciprofloxacin Tablets USP 500 mg	784150902	1	1	0	0	0	0	1	0	0	0
Asia	China	CSPC Ouyi Pharmaceutical Co. Ltd.	Ciprofloxacin	Ciprofloxacin Tablets USP 500 mg	784150904	1	1	0	0	0	0	1	0	0	0
Asia	China	CSPC Ouyi Pharmaceutical Co. Ltd.	Ciprofloxacin	Ciprofloxacin Tablets USP 500 mg	784160201	1	1	0	0	0	0	1	0	0	0
Asia	China	CSPC Ouyi Pharmaceutical Co. Ltd.	Ciprofloxacin	Ciprofloxacin Tablets USP 500 mg	784160501	1	1	0	0	0	0	1	0	0	0
Asia	China	CSPC Ouyi Pharmaceutical Co. Ltd.	Ciprofloxacin	Ciprofloxacin Tablets USP 500 mg	784161002	1	1	0	0	0	0	1	0	0	0
Asia	China	CSPC Ouyi Pharmaceutical Co. Ltd.	Sulfa/Trimet	Cotrimoxazole Tablets B.P	541141102	1	1	0	0	0	0	1	0	0	0
Asia	China	CSPC Ouyi Pharmaceutical Co. Ltd.	Sulfa/Trimet	Cotrimoxazole Tablets B.P	541150603	1	1	0	0	0	0	1	0	0	0
Asia	China	CSPC Ouyi Pharmaceutical Co. Ltd.	Sulfa/Trimet	Cotrimoxazole Tablets B.P	541161201	2	2	0	0	0	0	2	0	0	0
Asia	China	CSPC Ouyi Pharmaceutical Co. Ltd.	Doxycycline	Doxycycline Hyclate tablets USP	503150911	1	1	0	0	0	0	1	0	0	0
Asia	China	CSPC Ouyi Pharmaceutical Co. Ltd.	Doxycycline	Doxycycline Hyclate tablets USP	6140911	1	1	0	0	0	0	1	0	0	0
Asia	China	CSPC Ouyi Pharmaceutical Co. Ltd.	Metronidazole	Metronidazole 250 mg tables BP	825151102	1	1	0	0	0	0	1	0	0	0
Asia	China	CSPC Ouyi Pharmaceutical Co. Ltd.	Metronidazole	Metronidazole 250 mg tables BP	825160701	1	1	0	0	0	0	1	0	0	0
Asia	China	CSPC Ouyi Pharmaceutical Co. Ltd.	Metronidazole	Metronidazole 250 mg tables BP	825160702	1	1	0	0	0	0	1	0	0	0
Asia	China	CSPC Ouyi Pharmaceutical Co. Ltd.	Metronidazole	Metronidazole 250 mg tables BP	82516202	1	1	0	0	0	0	1	0	0	0
Asia	China	CSPC Ouyi Pharmaceutical Co. Ltd.	Metronidazole	Metronidazole 250 mg tables BP	825170302	1	1	0	0	0	0	1	0	0	0
Asia	China	CSPC Ouyi Pharmaceutical Co. Ltd.	Metronidazole	Metronidazole 250 mg tables BP	825170306	1	1	0	0	0	0	1	0	0	0

Stated continent of origin	Stated country of origin	Stated manufacturer	INN	Stated product name	Batchnumber	N	USP assay			USP dissolution			USP assay and dissolution combined		
							complies	deviation	extreme deviation	complies	deviation	extreme deviation	complies	deviation	extreme deviation
							3	2	3	2	3	3	2	3	3
Asia	China	CSPC Ouyi Pharmaceutical Co. Ltd.	Doxycycline	Unidoxyl	160820	1	1	0	0	1	0	0	1	0	0
Asia	China	CSPC Zhongnuo Pharmaceuticals Co. Ltd.	Amoxicillin	Amoxicillin Capsules BP	706170381	1	1	0	0	1	0	0	1	0	0
Asia	China	CSPC Zhongnuo Pharmaceuticals Co. Ltd.	Amoxicillin	Amoxicillin Tablets USP	677150802	1	1	0	0	1	0	0	1	0	0
Asia	China	CSPC Zhongnuo Pharmaceuticals Co. Ltd.	Amoxicillin	Amoxicillin Tablets USP	678150103	1	1	0	0	1	0	0	1	0	0
Asia	China	CSPC Zhongnuo Pharmaceuticals Co. Ltd.	Amoxicillin	Amoxicillin Tablets for Oral Suspension	797160904	1	1	0	0	1	0	0	1	0	0
Asia	China	CSPC Zhongnuo Pharmaceuticals Co. Ltd.	Amoxicillin	Amoxicillin Tablets for Oral Suspension	797160908	2	2	0	0	2	0	0	2	0	0
Asia	China	CSPC Zhongnuo Pharmaceuticals Co. Ltd.	Amoxicillin	Amoxy-500	B6011	1	1	0	0	1	0	0	1	0	0
Asia	China	CSPC Zhongnuo Pharmaceuticals Co. Ltd.	Amoxicillin	Amoxy-500	B6012	1	1	0	0	1	0	0	1	0	0
Asia	China	CSPC Zhongnuo Pharmaceuticals Co. Ltd.	Penicillin V	Phenoxymethylpenicillin Tablets BP	688151109	2	2	0	0	2	0	0	2	0	0
Asia	China	Farmasino Pharmaceutical Co. Ltd	Amoxicillin	Amoxyn-500	160777	1	1	0	0	0	1	0	0	1	0
Asia	China	Farmasino Pharmaceutical Co. Ltd	Doxycycline	Doxicilina	W160507	3	3	0	0	3	0	0	3	0	0
Asia	China	Farmasino Pharmaceutical Co. Ltd	Metronidazole	Mefagyl	SU20110076	1	1	0	0	1	0	0	1	0	0
Asia	China	Farmasino Pharmaceutical Co. Ltd	Penicillin V	Peni-V	W160939	1	1	0	0	1	0	0	1	0	0
Asia	China	Greenfield Pharmaceuticals (Jiang Su) Co. Ltd.	Ciprofloxacin	Cipromax Fort 500	173121091	1	1	0	0	1	0	0	1	0	0
Asia	China	Guilin Pharmaceutical Co. Ltd.	Sulfa/Trimet	Co-Trimoxazole USP	XN150764	1	1	0	0	1	0	0	1	0	0
Asia	China	Guilin Pharmaceutical Co. Ltd.	Sulfa/Trimet	Co-Trimoxazole USP	XN150766	1	1	0	0	1	0	0	1	0	0
Asia	China	Guilin Pharmaceutical Co. Ltd.	Sulfa/Trimet	Sulfamethoxazole and trimethoprim	XN150932	1	1	0	0	1	0	0	1	0	0
Asia	China	Jiangsu Pengyao Pharmaceutical Co. Ltd.	Ciprofloxacin	Ciprofloxacin Tablets USP	1510241	1	1	0	0	1	0	0	1	0	0
Asia	China	Jiangsu Pengyao Pharmaceutical Co. Ltd.	Metronidazole	Metronidazole Tablets BP	1608262	1	1	0	0	1	0	0	1	0	0
Asia	China	Jiangsu Ruinian Qianjin Pharm. Co.Ltd	Doxycycline	Doxycycline Sprukfield	141110	2	2	0	0	2	0	0	2	0	0
Asia	China	Jiangsu Ruinian Qianjin Pharm. Co.Ltd	Ciprofloxacin	Zeproxx-500	170116	2	2	0	0	2	0	0	2	0	0
Asia	China	Jiangxi Xier Kangtai Pharmaceutical Co. Ltd.	Amoxicillin	Amoxicillin Capsules	150866	1	1	0	0	1	0	0	1	0	0
Asia	China	Jiangxi Xier Kangtai Pharmaceutical Co. Ltd.	Glibenclamide	Deominal	170303	2	2	0	0	0	2	0	0	2	0

Stated continent of origin	Stated country of origin	Stated manufacturer	INN	Stated product name	Batchnumber	N	USP assay			USP dissolution			USP assay and dissolution combined			
							complies	deviation	extreme deviation	complies	deviation	extreme deviation	complies	deviation	extreme deviation	
Asia	China	Jiangxi Xier Kangtai Pharmaceutical Co. Ltd.	Doxycycline	Surellife Doxycycline	161109	2	2	0	0	0	2	0	0	2	0	0
Asia	China	Jinzhou Jiuyang Pharmaceutical Co. Ltd	Metronidazole	Metronidazole Tablets	TZ0160801	2	2	0	0	0	2	0	0	2	0	0
Asia	China	Jinzhou Jiuyang Pharmaceutical Co. Ltd	Metronidazole	Metronidazole Tablets B.P.	T21	1	1	0	0	0	1	0	1	0	0	1
Asia	China	JSPY Pharmaceutical Co. Ltd.	Ciprofloxacin	Ciproin - 750	160422	1	1	0	0	0	1	0	0	1	0	0
Asia	China	JSPY Pharmaceutical Co. Ltd.	Ciprofloxacin	Ciproinh - 500	160713	1	1	0	0	0	1	0	0	1	0	0
Asia	China	JSPY Pharmaceutical Co. Ltd.	Metronidazole	Metrole-500	150205	1	1	0	0	0	1	0	0	1	0	0
Asia	China	Nanjing Baijinyu Pharmaceutical Co. Ltd.	Doxycycline	Doxycycline Hyclate Tablets USP	DHA15007	1	1	0	0	0	1	0	0	1	0	0
Asia	China	Nanjing Baijinyu Pharmaceutical Co. Ltd.	Doxycycline	Doxycycline Hyclate Tablets USP	DHA17001	1	1	0	0	0	1	0	0	1	0	0
Asia	China	Nanjing Baijinyu Pharmaceutical Co. Ltd.	Sulfa/Trimet	Sulfamethoxazole and Trimethoprim Tablets USP	TSH15051	1	1	0	0	0	1	0	0	1	0	0
Asia	China	Nanjing Sino Pharmaceutical Ltd.	Amoxicillin	Amoxicillin	160103	1	1	0	0	0	1	0	0	1	0	0
Asia	China	Ningbo Shuangwei Pharmaceutical Co. Ltd	Amoxicillin	Amoxzem	161025	1	1	0	0	0	1	0	0	1	0	0
Asia	China	Ningbo Shuangwei Pharmaceutical Co. Ltd	Amoxicillin	Amoxzem	161212	1	1	0	0	0	1	0	0	1	0	0
Asia	China	Ningbo Shuangwei Pharmaceutical Co. Ltd	Amoxicillin	Amoxzem Tab.	151121	2	2	0	0	0	2	0	0	2	0	0
Asia	China	Ningbo Shuangwei Pharmaceutical Co. Ltd	Amoxicillin	Amoxzem Tab.	170617	1	1	0	0	0	1	0	0	1	0	0
Asia	China	Ningbo Shuangwei Pharmaceutical Co. Ltd	Metronidazole	Metrozem-500	171034	1	1	0	0	0	1	0	0	1	0	0
Asia	China	North China Pharmaceutical Co. Ltd.***	Penicillin V	Phenoxymethylpenicillin 250mg BP	150923	1	1	0	0	0	1	0	0	1	0	0
Asia	China	North China Pharmaceutical Co. Ltd.***	Penicillin V	Phenoxymethylpenicillin Tablets 250mg	160334	2	2	0	0	0	2	0	0	2	0	0
Asia	China	North China Pharmaceutical Co. Ltd.***	Penicillin V	Phenoxymethylpenicillin Tablets BP	160405	1	1	0	0	0	1	0	0	1	0	0
Asia	China	North China Pharmaceutical Co. Ltd.***	Penicillin V	Phenoxymethylpenicillin Tablets BP	160906	1	1	0	0	0	1	0	0	1	0	0
Asia	China	North China Pharmaceutical Co. Ltd.***	Penicillin V	Phenoxymethylpenicillin Tablets BP	160907	2	2	0	0	0	2	0	0	2	0	0
Asia	China	North China Pharmaceutical Co. Ltd.***	Penicillin V	Phenoxymethylpenicillin	C6007	1	1	0	0	0	1	0	0	1	0	0
Asia	China	Reyong Pharmaceutical Co. Ltd.	Amoxicillin	Amoxiciline Ubigen	16313260	1	1	0	0	0	1	0	0	1	0	0
Asia	China	Reyong Pharmaceutical Co. Ltd.	Amoxicillin	Amoxiciline Ubigen	173132202	1	1	0	0	0	1	0	0	1	0	0
Asia	China	Reyong Pharmaceutical Co. Ltd.	Amoxicillin	Amoxicillin Capsules BP	153132033	1	1	0	0	0	1	0	0	1	0	0

Stated continent of origin	Stated country of origin	Stated manufacturer	INN	Stated product name	Batchnumber	N	USP assay			USP dissolution			USP assay and dissolution combined		
							complies	deviation	extreme deviation	complies	deviation	extreme deviation	complies	deviation	extreme deviation
Asia	China	Reyong Pharmaceutical Co. Ltd.	Amoxicillin	Amoxicillin Capsules BP	163132143	1	1	0	0	1	0	0	1	0	0
Asia	China	Reyong Pharmaceutical Co. Ltd.	Amoxicillin	Amoxyn-500	160863	1	1	0	0	1	0	0	1	0	0
Asia	China	Reyong Pharmaceutical Co. Ltd.	Amoxicillin	Amoxyn-500	P6064	1	1	0	0	1	0	0	1	0	0
Asia	China	Reyong Pharmaceutical Co. Ltd.	Ciprofloxacin	Ciprofloxacin Tablets	163121042	1	1	0	0	1	0	0	1	0	0
Asia	China	Reyong Pharmaceutical Co. Ltd.	Ciprofloxacin	Ciprofloxacin Tablets	163121044	2	2	0	0	2	0	0	2	0	0
Asia	China	Shandong Shenglu Pharmaceutical Co. Ltd	Penicillin V	Penicillin V	20160919	3	0	0	3	0	3	0	0	0	3
Asia	China	Shandong Shenglu Pharmaceutical Co. Ltd	Penicillin V	Transglobe Pen Tabs	170310	1	0	0	1	0	1	0	0	0	1
Asia	China	Shandong Xier Kangtai Pharm Co. Ltd	Metformin	Jeo-Phage Tablets	1610110	1	1	0	0	1	0	0	1	0	0
Asia	China	Shandong Yikang Pharmaceutical Co. Ltd.	Penicillin V	Penicillin V Potassium 250mg	170322	2	1	1	0	2	0	0	1	1	0
Asia	China	Shanghai Juchen Import and Exports Co. Ltd.	Amoxicillin	Konmoxy Capsules	173131530	1	1	0	0	1	0	0	1	0	0
Asia	China	Shanghai Juchen Import and Exports Co. Ltd.	Amoxicillin	Konmoxy Capsules	173131532	1	1	0	0	1	0	0	1	0	0
Asia	China	Shanghai Juchen Import and Exports Co. Ltd.	Amoxicillin	Konmoxy Capsules	173131533	1	1	0	0	1	0	0	1	0	0
Asia	China	Shanghai Juchen Import and Exports Co. Ltd.	Metronidazole	Metronidazole Tablets	171287	1	1	0	0	1	0	0	1	0	0
Asia	China	Shanxi Lianbang Pharmaceutical Co. Ltd.	Doxycycline	Doxycycline Capsules	160565	2	2	0	0	2	0	0	2	0	0
Asia	China	Sinochem Jiangsu Co. Ltd	Amoxicillin	Amoxicillin 500mg	170710	1	1	0	0	0	1	0	0	1	0
Asia	China	Sinochem Jiangsu Co. Ltd	Amoxicillin	Amoxicillin Capsules B.P	161011	2	2	0	0	2	0	0	2	0	0
Asia	China	Sinochem Jiangsu Co. Ltd	Ciprofloxacin	Ciprofloxacin Tablets USP	160283	1	1	0	0	1	0	0	1	0	0
Asia	China	Sinochem Jiangsu Co. Ltd	Ciprofloxacin	Ciprofloxacin Tablets USP	1605603	4	3	1	0	4	0	0	3	1	0
Asia	China	Sinochem Jiangsu Co. Ltd	Ciprofloxacin	Ciprofloxacin	170751	2	1	1	0	2	0	0	1	1	0
Asia	China	Sinochem Jiangsu Co. Ltd	Metronidazole	Metronidazole GP	170717	1	1	0	0	0	0	1	0	0	1
Asia	China	Sinochem Jiangsu Co. Ltd	Metronidazole	Metronidazole GP	171201	2	2	0	0	0	0	2	0	0	2
Asia	China	Sinochem Jiangsu Co. Ltd	Penicillin V	Peni-V	170504	1	1	0	0	1	0	0	1	0	0
Asia	China	Sishui xier Kang Pharmaceutical Co.Ltd	Penicillin V	Penicillin V Potassium - 5000,000	160718	1	0	0	1	0	1	0	0	0	1
Asia	China	Yanzhou Xierkangtai pharmaceutical Co. Ltd.	Amoxicillin	Amoxicillin	S37	1	1	0	0	1	0	0	1	0	0
Asia	China	Yanzhou Xierkangtai pharmaceutical Co. Ltd.	Doxycycline	Doxycycline	S06	1	1	0	0	1	0	0	1	0	0
Asia	China	Yanzhou Xierkangtai pharmaceutical Co. Ltd.	Penicillin V	Penicillin VK Tablets	S20170329	1	0	1	0	1	0	0	0	1	0
Asia	Hong Kong	Hongkong Prost Medicines And Health Products Co. Ltd.	Hydrochlorothiazide	Hydrochlorothiazide	160815	3	3	0	0	3	0	0	3	0	0

Stated continent of origin	Stated country of origin	Stated manufacturer	INN	Stated product name	Batchnumber	N	USP assay			USP dissolution			USP assay and dissolution combined		
							complies	deviation	extreme deviation	complies	deviation	extreme deviation	complies	deviation	extreme deviation
Asia	India	Agog Pharma Ltd.	Doxycycline	Agodox	C55016	1	1	0	0	1	0	0	1	0	0
Asia	India	Agog Pharma Ltd.	Doxycycline	Agodox	C73018	1	1	0	0	1	0	0	1	0	0
Asia	India	Agog Pharma Ltd.	Sulfa/Trimet	Co-Trimoxazole Tablets BP	T64108	1	1	0	0	1	0	0	1	0	0
Asia	India	Agog Pharma Ltd.	Sulfa/Trimet	Co-Trimoxazole Tablets BP	T71155	1	1	0	0	1	0	0	1	0	0
Asia	India	Alkem Laboratories Ltd.	Amoxi/Clav	Acinet	6150096	1	1	0	0	0	1	0	0	1	0
Asia	India	Arco Pharma Pvt. Ltd	Furosemide	Frusema	562E	1	1	0	0	0	1	0	0	1	0
Asia	India	Arco Pharma Pvt. Ltd	Furosemide	Frusema	618E	3	3	0	0	0	1	2	0	1	2
Asia	India	Arco Pharma Pvt. Ltd	Furosemide	Frusema	619E	3	3	0	0	0	3	0	0	3	0
Asia	India	Asence Pharma Pvt. Ltd.	Furosemide	Furosemide Tabrad	T-799002	2	2	0	0	0	2	0	2	0	0
Asia	India	Asence Pharma Pvt. Ltd.	Metronidazole	Metronidazole 500	T-800003	1	1	0	0	0	1	0	1	0	0
Asia	India	Asence Pharma Pvt. Ltd.	Furosemide	Tafuros 40	AC25701	2	2	0	0	0	1	1	0	1	0
Asia	India	Asence Pharma Pvt. Ltd.	Amoxi/Clav	Tamclav 1G	PT7088	1	1	0	0	0	1	0	0	1	0
Asia	India	Astra Lifecare Pvt. Ltd.	Salbutamol	Asbutol-P4	023	1	1	0	0	0	1	0	0	1	0
Asia	India	Astra Lifecare Pvt. Ltd.	Doxycycline	Asdoxin	617	1	1	0	0	0	0	1	0	0	1
Asia	India	Astra Lifecare Pvt. Ltd.	Ciprofloxacin	Asflox-500	463	3	3	0	0	0	3	0	3	0	0
Asia	India	Astra Lifecare Pvt. Ltd.	Furosemide	Asix	028	1	1	0	0	0	1	0	0	1	0
Asia	India	Astra Lifecare Pvt. Ltd.	Furosemide	Asix	031	1	1	0	0	0	1	0	0	1	0
Asia	India	Astra Lifecare Pvt. Ltd.	Metronidazole	Astrogyl	497	1	1	0	0	0	1	0	0	1	0
Asia	India	Astra Lifecare Pvt. Ltd.	Penicillin V	As-V	185	1	1	0	0	0	1	0	0	1	0
Asia	India	Astra Lifecare Pvt. Ltd.	Penicillin V	As-V	187	1	1	0	0	0	1	0	0	1	0
Asia	India	Astra Lifecare Pvt. Ltd.	Atenolol	Hyperlok-100	025	1	1	0	0	0	0	1	0	0	1
Asia	India	Aura pharmaceuticals Pvt. Ltd	Sulfa/Trimet	Cotrimex-480	01	1	1	0	0	0	1	0	0	1	0
Asia	India	Aura pharmaceuticals Pvt. Ltd	Metronidazole	Megyl	006	2	2	0	0	0	2	0	2	0	0
Asia	India	Aura pharmaceuticals Pvt. Ltd	Metronidazole	Megyl	009	1	1	0	0	0	1	0	1	0	0
Asia	India	Aura pharmaceuticals Pvt. Ltd	Salbutamol	Salbutamol Tablets BP	001	5	2	3	0	0	5	0	2	3	0
Asia	India	Aurobindo Pharma Ltd.	Amoxi/Clav	Koact 625	EL5016026-D	1	1	0	0	0	0	1	0	0	1
Asia	India	Axon Drugs Pvt. Ltd.	Metformin	Asur-850	16ASU01	1	1	0	0	0	1	0	0	1	0
Asia	India	Bliss GVS Pharma Ltd.	Metformin	BGMET 850	BMT004	1	0	1	0	0	0	1	0	0	1
Asia	India	Cadila Healthcare Ltd.	Atenolol	Catenol 100	GR2742	1	1	0	0	0	1	0	0	1	0
Asia	India	Cipla Ltd.	Ciprofloxacin	Ciplox-500	ID55812	1	1	0	0	0	1	0	0	1	0
Asia	India	Ciron Drugs and Pharmaceuticals Ltd.	Metformin	Shalformin	5E01015	2	2	0	0	0	2	0	2	0	0
Asia	India	Combitic Global Caplet Pvt. Ltd.	Doxycycline	Doxynol 200	CDY-13	1	1	0	0	0	1	0	0	1	0
Asia	India	Fourrts	Sulfa/Trimet	Co-Trimoxazole Tablets BP	C1796	1	1	0	0	0	1	0	0	1	0
Asia	India	Fourrts	Doxycycline	Doxycycline Hyclate Tablets USP	E1193	1	1	0	0	0	1	0	0	1	0
Asia	India	Fourrts	Metformin	METFIL	C0335	1	1	0	0	0	1	0	0	1	0



Stated continent of origin	Stated country of origin	Stated manufacturer	INN	Stated product name	Batchnumber	N	USP assay			USP dissolution			USP assay and dissolution combined		
							complies	deviation	extreme deviation	complies	deviation	extreme deviation	complies	deviation	extreme deviation
Asia	India	Global Pharma Healthcare Pvt. Ltd.	Hydrochlorothiazide	Hydrochlorothiazide comprimés BP	TE399	4	4	0	0	4	0	0	4	0	0
Asia	India	Holden Medical Laboratories Pvt. Ltd.	Atenolol	Atenolol Tablets BP	HE15C28	1	1	0	0	1	0	0	1	0	0
Asia	India	Holden Medical Laboratories Pvt. Ltd.	Ciprofloxacin	Ciprofloxacin Tablets USP	HE16D39	1	1	0	0	1	0	0	1	0	0
Asia	India	Holden Medical Laboratories Pvt. Ltd.	Glibenclamide	Glibenclamide Tablets B.P	HE15L66	1	1	0	0	1	0	0	1	0	0
Asia	India	Intermed	Amoxi/Clav	Amoxicillin and Clavulanate	QTN02	1	1	0	0	1	0	0	1	0	0
Asia	India	Ipsa Laboratories Ltd.	Amoxi/Clav	Rapiclav-1g	CJ1177040	1	1	0	0	1	0	0	1	0	0
Asia	India	J. B. Chemicals and Pharmaceuticals Ltd.	Metronidazole	Unique's Metrogyl 200	AM56004	1	1	0	0	1	0	0	1	0	0
Asia	India	Kopran Limited	Amoxicillin	AMYN-250	S3646054	1	1	0	0	1	0	0	1	0	0
Asia	India	Kopran Limited	Sulfa/Trimet	Trim - 480	K3806011	1	1	0	0	1	0	0	1	0	0
Asia	India	Leben Laboratories Pvt. Ltd.	Doxycycline	Doxyleb	C137	1	1	0	0	1	0	0	1	0	0
Asia	India	Lincoll Pharmaceuticals Ltd.	Doxycycline	Aldox	AA5006	1	1	0	0	1	0	0	1	0	0
Asia	India	Lincoll Pharmaceuticals Ltd.	Doxycycline	Aldox	AA7001	1	1	0	0	1	0	0	1	0	0
Asia	India	Lincoll Pharmaceuticals Ltd.	Ciprofloxacin	CEPRO-500	DY6028	1	1	0	0	1	0	0	1	0	0
Asia	India	Lincoll Pharmaceuticals Ltd.	Ciprofloxacin	Ciprofloxacin Ubigen	GK6007	1	1	0	0	1	0	0	1	0	0
Asia	India	Lincoll Pharmaceuticals Ltd.	Ciprofloxacin	Ciprofloxacin Ubigen	GK7010	1	1	0	0	1	0	0	1	0	0
Asia	India	Lincoll Pharmaceuticals Ltd.	Sulfa/Trimet	Cotrimoxazole Ubigen	GM6006	2	2	0	0	2	0	0	2	0	0
Asia	India	Lincoll Pharmaceuticals Ltd.	Sulfa/Trimet	Sulphatrim	NE6004	1	1	0	0	1	0	0	1	0	0
Asia	India	Lord Lifescience Pvt. Ltd.	Salbutamol	Salbesone	HONO	1	0	1	0	1	0	0	0	1	0
Asia	India	Macleods Pharmaceuticals Ltd.	Ciprofloxacin	Coflox-500	FCF657A	1	1	0	0	1	0	0	1	0	0
Asia	India	Macleods Pharmaceuticals Ltd.	Ciprofloxacin	Coflox-500	FCF659A	1	1	0	0	1	0	0	1	0	0
Asia	India	Macleods Pharmaceuticals Ltd.	Sulfa/Trimet	Co-trimoxazole Tablets BP	1708	1	1	0	0	1	0	0	1	0	0
Asia	India	Macleods Pharmaceuticals Ltd.	Sulfa/Trimet	Co-trimoxazole Tablets BP	HTF713A	1	1	0	0	1	0	0	1	0	0
Asia	India	Mancare pharmaceutical Ltd	Furosemide	Frunmide	TPF03	1	1	0	0	1	0	0	1	0	0
Asia	India	Mancare pharmaceutical Ltd	Furosemide	Frunmide	TRI18	1	1	0	0	1	0	0	1	0	0
Asia	India	Mancare pharmaceutical Ltd	Furosemide	Lancize	TRF28	1	1	0	0	1	0	0	1	0	0
Asia	India	Mancare pharmaceutical Ltd	Furosemide	Lancize	TRF32	1	1	0	0	1	0	0	1	0	0
Asia	India	Maneesh Pharmaceuticals Ltd	Doxycycline	Doxycycline Tablets	S01	1	1	0	0	1	0	0	1	0	0
Asia	India	Maxheal Laboratories Pvt. Ltd.	Salbutamol	Salbutamol	SW7003	1	0	1	0	0	1	0	0	1	0
Asia	India	Maxheal Laboratories Pvt. Ltd.	Ciprofloxacin	Wincip-500	WC6001	1	1	0	0	1	0	0	1	0	0
Asia	India	Maxtar Bio-Genics	Sulfa/Trimet	Cotrimoxazole Pextran_SS	MT4T-1601	2	2	0	0	2	0	0	2	0	0
Asia	India	Maxtar Bio-Genics	Metformin	Maxformin-500	MT3M-1602	1	1	0	0	1	0	0	1	0	0
Asia	India	Maxtar Bio-Genics	Metformin	Maxformin-500	MT3M-1607	1	1	0	0	1	0	0	1	0	0
Asia	India	Maxtar Bio-Genics	Metformin	Maxformin-500	MXTEI1701	1	1	0	0	1	0	0	1	0	0

Stated continent of origin	Stated country of origin	Stated manufacturer	INN	Stated product name	Batchnumber	N	USP assay			USP dissolution			USP assay and dissolution combined			
							complies	deviation	extreme deviation	complies	deviation	extreme deviation	complies	deviation	extreme deviation	
Asia	India	Maxtar Bio-Genics	Metronidazole	Metzole-500	MT7T-1601	2	2	0	0	0	2	0	0	2	0	0
Asia	India	Maxtar Bio-Genics	Salbutamol	Salbutamol Comprimides BP	MTSA-1402	3*	0	0	3*	0	0	3*	0	0	3*	0
Asia	India	Maxtar Bio-Genics	Salbutamol	Salbutamol Comprimides BP	MTSA-1602	4	4	0	0	0	4	0	0	4	0	0
Asia	India	Medicamen Biotech Ltd.	Ciprofloxacin	Ciprofloxacin USP 500 mg	NT6698	1	1	0	0	0	1	0	0	1	0	0
Asia	India	Medicamen Biotech Ltd.	Doxycycline	Doxycycline Hyclate	NT7540	1	1	0	0	0	1	0	0	1	0	0
Asia	India	Medicamen Biotech Ltd.	Gibencnamide	Gibencnamide	NT5047	1	1	0	0	0	1	0	0	1	0	0
Asia	India	Medicamen Biotech Ltd.	Gibencnamide	Gibencnamide	NT5048	2	2	0	0	0	2	0	0	2	0	0
Asia	India	Medicamen Biotech Ltd.	Metformin	Metformin	NT5524	1	1	0	0	0	1	0	0	1	0	0
Asia	India	Medicamen Biotech Ltd.	Metformin	Metformin	NT5525	1	1	0	0	0	1	0	0	1	0	0
Asia	India	Medicamen Biotech Ltd.	Metronidazole	Metronidazole	NT5371	1	1	0	0	0	1	0	0	1	0	0
Asia	India	Medicamen Biotech Ltd.	Metronidazole	Metronidazole	ET16G014	1	1	0	0	0	1	0	0	1	0	0
Asia	India	Medicaf Pharma	Amoxi/Clav	Araclav	ET16G014	1	1	0	0	0	1	0	0	1	0	0
Asia	India	Medicaf Pharma	Amoxi/Clav	Moxyclav	ET16E008	1	1	0	0	0	1	0	0	1	0	0
Asia	India	Medicaf Pharma	Amoxi/Clav	Moxyclav	ET16G010	1	1	0	0	0	1	0	0	1	0	0
Asia	India	Medicaf Pharma	Amoxi/Clav	Moxyclav	ET16G020	1	1	0	0	0	1	0	0	1	0	0
Asia	India	Medico Remedies Pvt. Ltd.	Salbutamol	Salbutamol Tablets BP	SAU513	2	0	0	2	0	2	0	0	0	0	2
Asia	India	Medico Remedies Pvt. Ltd.	Salbutamol	Salbutamol Tablets BP	SAU537	1	0	0	1	0	1	0	0	0	0	1
Asia	India	Medico Remedies Pvt. Ltd.	Salbutamol	Salbutamol Tablets BP	SAU602	1	0	1	0	0	0	1	0	0	1	0
Asia	India	Medico Remedies Pvt. Ltd.	Salbutamol	Salbutamol Tablets BP	SAU630	1	0	0	1	0	1	0	0	0	0	1
Asia	India	Medley Pharmaceuticals Ltd.	Ciprofloxacin	Ecoflox-500	D60130	1	1	0	0	0	1	0	0	1	0	0
Asia	India	Medley Pharmaceuticals Ltd.	Ciprofloxacin	Ecoflox-500	D60184	1	1	0	0	0	1	0	0	1	0	0
Asia	India	Medley Pharmaceuticals Ltd.	Ciprofloxacin	Ecoflox-500	D60246	1	1	0	0	0	1	0	0	1	0	0
Asia	India	Medley Pharmaceuticals Ltd.	Ciprofloxacin	Ecoflox-500	D60263	1	1	0	0	0	1	0	0	1	0	0
Asia	India	Medley Pharmaceuticals Ltd.	Ciprofloxacin	Ecoflox-500	D60445	1	1	0	0	0	1	0	0	1	0	0
Asia	India	Medopharm Pvt. Ltd.	Amoxi/Clav	Amoxicillin 500mg + Clavulanic acid 125mg BP	F456733	1	1	0	0	0	1	0	0	1	0	0
Asia	India	Medopharm Pvt. Ltd.	Amoxicillin	Amoxicillin Gellules	1475017	1	1	0	0	0	1	0	0	1	0	0
Asia	India	Medopharm Pvt. Ltd.	Amoxicillin	Amoxicillin Tablets USP 250	15229002	1	1	0	0	0	1	0	0	1	0	0
Asia	India	Medopharm Pvt. Ltd.	Amoxicillin	Amoxicillin Tablets USP 500	16144002	1	1	0	0	0	1	0	0	1	0	0
Asia	India	Medopharm Pvt. Ltd.	Amoxicillin	Amoxicillin Tablets USP 500	16363002	1	1	0	0	0	1	0	0	1	0	0
Asia	India	Medopharm Pvt. Ltd.	Ciprofloxacin	Ciprofloxacin 500 mg USP	5E 101	1	1	0	0	0	1	0	0	1	0	0
Asia	India	Medopharm Pvt. Ltd.	Ciprofloxacin	Ciprofloxacin Comprimides USP	217090001	1	1	0	0	0	1	0	0	1	0	0
Asia	India	Medopharm Pvt. Ltd.	Ciprofloxacin	Ciprofloxacin Comprimides USP	6C66	1	1	0	0	0	1	0	0	1	0	0
Asia	India	Medopharm Pvt. Ltd.	Ciprofloxacin	Ciprofloxacin Comprimides USP	6C67	2	2	0	0	0	2	0	0	2	0	0
Asia	India	Medopharm Pvt. Ltd.	Amoxi/Clav	Clavumocid	16213003	1	1	0	0	0	1	0	0	1	0	0
Asia	India	Medopharm Pvt. Ltd.	Amoxi/Clav	Cledomox 562.5	17361003	1	0	1	0	0	0	1	0	0	1	0
Asia	India	Medopharm Pvt. Ltd.	Amoxi/Clav	Co-amoxiclav	1680002	1	1	0	0	0	1	0	0	1	0	0
Asia	India	Medopharm Pvt. Ltd.	Sulfa/Trimet	Co-trimoxazole BP	4I32	1	1	0	0	0	1	0	0	1	0	0
Asia	India	Medopharm Pvt. Ltd.	Sulfa/Trimet	Co-trimoxazole BP	4I34	1	1	0	0	0	1	0	0	1	0	0
Asia	India	Medopharm Pvt. Ltd.	Sulfa/Trimet	Co-trimoxazole BP	4MB107	1	1	0	0	0	1	0	0	1	0	0
Asia	India	Medopharm Pvt. Ltd.	Sulfa/Trimet	Co-trimoxazole BP	6MD354	1	1	0	0	0	1	0	0	1	0	0
Asia	India	Medopharm Pvt. Ltd.	Sulfa/Trimet	Co-trimoxazole BP	6MD360	1	1	0	0	0	1	0	0	1	0	0
Asia	India	Medopharm Pvt. Ltd.	Sulfa/Trimet	Co-trimoxazole BP	6MD364	2	2	0	0	0	2	0	0	2	0	0
Asia	India	Medopharm Pvt. Ltd.	Sulfa/Trimet	Co-trimoxazole BP	6MG195	1	1	0	0	0	1	0	0	1	0	0

Stated continent of origin	Stated country of origin	Stated manufacturer	INN	Stated product name	Batchnumber	N	USP assay			USP dissolution			USP assay and dissolution combined		
							complies	deviation	extreme deviation	complies	deviation	extreme deviation	complies	deviation	extreme deviation
Asia	India	Medopharm Pvt. Ltd.	Sulfa/Trimet	Co-trimoxazole BP	6MG198	1	1	0	0	1	0	0	1	0	0
Asia	India	Medopharm Pvt. Ltd.	Sulfa/Trimet	Co-trimoxazole USP	XN150772	1	1	0	0	1	0	0	1	0	0
Asia	India	Medopharm Pvt. Ltd.	Doxycycline	Doxycycline Hyclate USP	4MJ124	1	1	0	0	1	0	0	1	0	0
Asia	India	Medopharm Pvt. Ltd.	Doxycycline	Doxycycline Hyclate USP	5MH47	1	1	0	0	1	0	0	1	0	0
Asia	India	Medopharm Pvt. Ltd.	Doxycycline	Doxycycline Hyclate USP	5MJ146	2	2	0	0	2	0	0	2	0	0
Asia	India	Medopharm Pvt. Ltd.	Penicillin V	Fenoximetipenicilina	1208524	1	1	0	0	1	0	0	1	0	0
Asia	India	Medopharm Pvt. Ltd.	Furosemide	Furosemid BP	4MJ129	1	1	0	0	1	0	0	1	0	0
Asia	India	Medopharm Pvt. Ltd.	Doxycycline	Generic Plus Doxycycline Hyclate 100mg USP	6MF123	2	2	0	0	2	0	0	2	0	0
Asia	India	Medopharm Pvt. Ltd.	Metformin	Metformin Tablets 500 mg BP	7MA42	1	1	0	0	1	0	0	1	0	0
Asia	India	Medopharm Pvt. Ltd.	Metronidazole	Metronidazole	4MJ164	1	1	0	0	1	0	0	1	0	0
Asia	India	Medopharm Pvt. Ltd.	Metronidazole	Metronidazole 250 mg BP	5B07	1	1	0	0	1	0	0	1	0	0
Asia	India	Medopharm Pvt. Ltd.	Metronidazole	Metronidazole 250 mg BP	5F42	1	1	0	0	0	0	1	0	0	0
Asia	India	Medopharm Pvt. Ltd.	Metronidazole	Metronidazole 250 mg BP	5MA91	2	2	0	0	2	0	0	2	0	0
Asia	India	Medopharm Pvt. Ltd.	Metronidazole	Metronidazole 250 mg BP	5ME187	1	1	0	0	1	0	0	1	0	0
Asia	India	Medopharm Pvt. Ltd.	Salbutamol	Salbutamol Tablets BP	6MF93	2	2	0	0	2	0	0	2	0	0
Asia	India	Medopharm Pvt. Ltd.	Salbutamol	Salbutamol Tablets BP	6MF94	2	2	0	0	2	0	0	2	0	0
Asia	India	Mepro Pharmaceuticals Pvt. Ltd.	Ciprofloxacin	Ciprofloxacin	UCP224	1	1	0	0	1	0	0	1	0	0
Asia	India	Mepro Pharmaceuticals Pvt. Ltd.	Doxycycline	Doxycycline	UDH220	1	1	0	0	1	0	0	1	0	0
Asia	India	Micro Labs Ltd.	Furosemide	Furosemide 40mg BP	FRH0077	4	4	0	0	4	0	0	4	0	0
Asia	India	Milan Laboratories (India) Pvt. Ltd.	Sulfa/Trimet	Co-Trimoxazole	MG16041	1	1	0	0	1	0	0	1	0	0
Asia	India	Milan Laboratories (India) Pvt. Ltd.	Amoxicillin	Miloxly 250	MP17005	1	1	0	0	1	0	0	1	0	0
Asia	India	Milan Laboratories (India) Pvt. Ltd.	Amoxicillin	Miloxly 250	MP17069	1	1	0	0	1	0	0	1	0	0
Asia	India	Milan Laboratories (India) Pvt. Ltd.	Amoxicillin	Miloxly 250	MP17210	1	1	0	0	1	0	0	1	0	0
Asia	India	Milan Laboratories (India) Pvt. Ltd.	Amoxicillin	Miloxly 250	MP17258	1	1	0	0	1	0	0	1	0	0
Asia	India	Milan Laboratories (India) Pvt. Ltd.	Penicillin V	Penicillin-Tablets	MP0268	1	0	1	0	1	0	0	0	1	0
Asia	India	Nem Laboratories Pvt. Ltd.	Furosemide	Furosemide	FRS615	1	1	0	0	1	0	0	1	0	0
Asia	India	not stated	Amoxi/Clav	Oxynic	BI730	1	1	0	0	1	0	0	1	0	0
Asia	India	Osaka Pharmaceuticals Pvt. Ltd.	Glibenclamide	Transglolbe glibenclamide	6A038	3	1	2	0	3	0	0	1	2	0
Asia	India	PIL Pharmaceuticals Pvt. Ltd.	Amoxi/Clav	Co-amoxiclav Tablets BP 625mg	AAGB6027	1	1	0	0	1	0	0	1	0	0
Asia	India	Prashi Pharma Pvt. Ltd	Furosemide	Furosemide	FR-01	2	2	0	0	0	1	1	0	1	1
Asia	India	Prashi Pharma Pvt. Ltd	Furosemide	Furosemide	FR-02	2	2	0	0	0	2	0	0	2	0
Asia	India	Prashi Pharma Pvt. Ltd	Furosemide	Furosemide	FR-03	1	1	0	0	1	0	0	1	0	0
Asia	India	Prashi Pharma Pvt. Ltd	Metronidazole	Metro 250	MT-133	1	1	0	0	1	0	0	1	0	0
Asia	India	Shalina Laboratories Pvt. Ltd.	Sulfa/Trimet	Sulfatrim	J7007	1	1	0	0	1	0	0	1	0	0
Asia	India	Sparsh Bio-Tech Pvt. Ltd.	Amoxicillin	HIPEN	HC225	1	1	0	0	1	0	0	1	0	0

Stated continent of origin	Stated country of origin	Stated manufacturer	INN	Stated product name	Batchnumber	N	USP assay			USP dissolution			USP assay and dissolution combined		
							complies	deviation	extreme deviation	complies	deviation	extreme deviation	complies	deviation	extreme deviation
Asia	India	Sparsh Bio-Tech Pvt. Ltd.	Amoxicillin	HIPEN	HC232	1	1	0	0	1	0	0	1	0	0
Asia	India	Sparsh Bio-Tech Pvt. Ltd.	Penicillin V	Spenov Tablets 250	PT448	1	1	0	0	1	0	0	1	0	0
Asia	India	Sparsh Bio-Tech Pvt. Ltd.	Penicillin V	Spenov Tablets 250	PT457	1	1	0	0	1	0	0	1	0	0
Asia	India	Sparsh Bio-Tech Pvt. Ltd.	Penicillin V	Spenov Tablets 250	PT460	1	1	0	0	1	0	0	1	0	0
Asia	India	Sparsh Bio-Tech Pvt. Ltd.	Penicillin V	Spenov Tablets 250	PT467	2	2	0	0	2	0	0	2	0	0
Asia	India	Strides Arcolab Limited	Amoxicillin	Amoxicillin Tablets	AG-044	1	1	0	0	1	0	0	1	0	0
Asia	India	Strides Arcolab Limited	Amoxicillin	Amoxicillin Tablets	AG-064	1	1	0	0	1	0	0	1	0	0
Asia	India	Strides Arcolab Limited	Ciprofloxacin	Ciprofloxacin Tablets USP	7750797	1	1	0	0	1	0	0	1	0	0
Asia	India	Strides Arcolab Limited	Ciprofloxacin	Ciprofloxacin Tablets USP	7750816	1	1	0	0	1	0	0	1	0	0
Asia	India	Strides Arcolab Limited	Sulfa/Trimet	Co-trimoxazole Tablets BP	7750175	1	1	0	0	1	0	0	1	0	0
Asia	India	Strides Arcolab Limited	Sulfa/Trimet	Co-trimoxazole Tablets BP	7750676	1	1	0	0	1	0	0	1	0	0
Asia	India	Strides Arcolab Limited	Sulfa/Trimet	Co-trimoxazole Tablets BP	7750677	1	1	0	0	1	0	0	1	0	0
Asia	India	Strides Arcolab Limited	Sulfa/Trimet	Co-trimoxazole Tablets BP	7750714	1	1	0	0	1	0	0	1	0	0
Asia	India	Strides Arcolab Limited	Sulfa/Trimet	Co-trimoxazole Tablets BP	7750718	1	1	0	0	1	0	0	1	0	0
Asia	India	Strides Arcolab Limited	Sulfa/Trimet	Co-trimoxazole Tablets BP	7750719	1	1	0	0	1	0	0	1	0	0
Asia	India	Strides Arcolab Limited	Furosemide	Frusemide BP	7351588	2	1	1	0	1	0	0	1	0	0
Asia	India	Strides Arcolab Limited	Metformin	Metformin Tablets BP	7351219	1	1	0	0	1	0	0	1	0	0
Asia	India	Strides Arcolab Limited	Metformin	Metformin Tablets BP	7351823	1	1	0	0	1	0	0	1	0	0
Asia	India	Strides Arcolab Limited	Metformin	Metformin Tablets BP	7351824	1	1	0	0	1	0	0	1	0	0
Asia	India	Strides Arcolab Limited	Metronidazole	Metronidazole Comprimes BP	7750163	1	1	0	0	1	0	0	1	0	0
Asia	India	Strides Arcolab Limited	Metronidazole	Metronidazole Comprimes BP	7750581	2	2	0	0	2	0	0	2	0	0
Asia	India	Strides Arcolab Limited	Metronidazole	Metronidazole Comprimes BP	7750973	1	1	0	0	1	0	0	1	0	0
Asia	India	Strides Arcolab Limited	Metronidazole	Metronidazole Comprimes BP	7751013	1	1	0	0	1	0	0	1	0	0
Asia	India	Strides Arcolab Limited	Metronidazole	Metronidazole Comprimes BP	7751017	1	1	0	0	1	0	0	1	0	0
Asia	India	Strides Arcolab Limited	Metronidazole	Metronidazole Comprimes BP	7751018	1	1	0	0	1	0	0	1	0	0
Asia	India	Strides Arcolab Limited	Metronidazole	Metronidazole Comprimes BP	7751038	1	1	0	0	1	0	0	1	0	0
Asia	India	Strides Shasun Limited	Ciprofloxacin	Ciprofloxacin	7352249	1	1	0	0	1	0	0	1	0	0
Asia	India	Strides Shasun Limited	Doxycycline	Doxycycline Gelules BP	7750636	4	4	0	0	4	0	0	4	0	0
Asia	India	Strides Shasun Limited	Metformin	Metformin	7352132	2	2	0	0	2	0	0	2	0	0
Asia	India	Strides Shasun Limited	Metronidazole	Metrosim-200	7351898	1	0	1	0	1	0	0	0	1	0
Asia	India	Strides Shasun Limited	Metronidazole	Metrosim-200	7352023	1	1	0	0	1	0	0	1	0	0
Asia	India	Strides Shasun Limited	Metronidazole	Metrosim-200	7352053	1	1	0	0	1	0	0	1	0	0
Asia	India	Strides Shasun Limited	Metronidazole	Metrosim-200	7352173	1	0	1	0	1	0	0	0	1	0
Asia	India	Triveni Formulations Limited	Doxycycline	Doxycycline Capsules B.P	WF607	1	1	0	0	1	0	0	1	0	0
Asia	India	Ultra Care International	Sulfa/Trimet	Cotrimoxazole Tablets B.P	UT035	2	2	0	0	2	0	0	2	0	0
Asia	India	UMEDICA Laboratories	Glibenclamide	Glibenclamide	NB502	1	1	0	0	1	0	0	1	0	0
Asia	India	Zee Laboratories	Amoxicillin	Monamox-250 DT	416-170	1	1	0	0	1	0	0	1	0	0
Asia	India	ZIM Laboratories Ltd.	Atenolol	Atenolol Tablets BP	FO381601	1	1	0	0	1	0	0	1	0	0
Asia	Sultanat of Oman	National Pharmaceutical Industries Co. (SAOG)	Ciprofloxacin	Omacip 500	2016312	1	1	0	0	1	0	0	1	0	0
Asia	Turkey	Bilim Pharmaceuticals	Amoxi/Clav	Klacin BID	16256320A	1	1	0	0	1	0	0	1	0	0
Europe	Austria	Sandoz	Amoxicillin	Amoxicillin Sandoz	GM3744	1	1	0	0	1	0	0	1	0	0
Europe	Austria	Sandoz	Amoxicillin	Amoxicillin Sandoz	HD4437	1	1	0	0	1	0	0	1	0	0
Europe	Austria	Sandoz	Amoxicillin	Amoxicillin Sandoz	HD4445	1	1	0	0	1	0	0	1	0	0
Europe	Austria	Sandoz	Amoxi/Clav	Curam 625	FL5158	1	1	0	0	1	0	0	1	0	0
Europe	Austria	Sandoz	Penicillin V	Ospen	GM5718	1	1	0	0	1	0	0	1	0	0

Stated continent of origin	Stated country of origin	Stated manufacturer	INN	Stated product name	Batchnumber	N	USP assay			USP dissolution			USP assay and dissolution combined			
							complies	deviation	extreme deviation	complies	deviation	extreme deviation	complies	deviation	extreme deviation	
Europe	Austria	Sandoz	Penicillin V	Ospen	GY5549	2	2	0	0	0	2	0	0	2	0	0
Europe	Austria	Sandoz	Penicillin V	Ospen	HC8534	1	1	0	0	0	1	0	0	1	0	0
Europe	Austria	Sandoz	Penicillin V	Ospen	HK8732	1	1	0	0	0	1	0	0	1	0	0
Europe	Austria	Sandoz	Penicillin V	Starken	GH3937	1	1	0	0	0	1	0	0	1	0	0
Europe	Belgium	Merck	Metformin	Glucophage	18664	1	1	0	0	0	1	0	0	1	0	0
Europe	Belgium	Merck	Metformin	Glucophage	18670	1	1	0	0	0	1	0	0	1	0	0
Europe	Belgium	Merck	Metformin	Glucophage	FO471	1	1	0	0	0	1	0	0	1	0	0
Europe	Belgium	Oxford Pharma	Penicillin V	Penicillin-V Tablets	190	1	0	0	1 <sup>s</sup>	0	0	0	0	0	1 <sup>s</sup>	0
Europe	Cyprus	Medochemie Ltd.	Amoxi/Clav	Moxiclav 1g	PE042	1	1	0	0	0	1	0	0	1	0	0
Europe	Cyprus	Medochemie Ltd.	Amoxi/Clav	Moxiclav 625mg	P9H020	1	1	0	0	0	1	0	0	1	0	0
Europe	Cyprus	Remedica Ltd	Metformin	Glyformin 500	67721	1	1	0	0	0	1	0	0	1	0	0
Europe	Cyprus	Remedica Ltd	Metformin	Glyformin 500	68397	1	1	0	0	0	1	0	0	1	0	0
Europe	France	Famar Lyon	Metformin	Glucophage 500 mg	F0554	1	1	0	0	0	1	0	0	1	0	0
Europe	France	Glaxo Wellcome Production	Amoxi/Clav	Augmentin Adultes	2478	1	1	0	0	0	1	0	0	1	0	0
Europe	France	Glaxo Wellcome Production	Amoxi/Clav	Augmentin Adultes	HN8F	2	2	0	0	0	2	0	0	2	0	0
Europe	France	Laboratoire Bailly-Creat	Sulfa/Trimet	Cotrim Fort	CR479	1	1	0	0	0	1	0	0	1	0	0
Europe	France	Laboratoire Bailly-Creat	Metronidazole	Creazol	124	1	1	0	0	0	1	0	0	1	0	0
Europe	France	Laboratoire Bailly-Creat	Doxycycline	Doxycreat	45	1	1	0	0	0	1	0	0	1	0	0
Europe	France	Laboratoire Bailly-Creat	Doxycycline	Doxycreat	47	1	1	0	0	0	1	0	0	1	0	0
Europe	France	Laboratoire Bailly-Creat	Doxycycline	Doxycycline	50	1	1	0	0	0	1	0	0	1	0	0
Europe	France	Laboratoire Bailly-Creat	Doxycycline	Doxycycline	51	1	1	0	0	0	1	0	0	1	0	0
Europe	France	Laboratoires Baileul	Doxycycline	Tolexine Ge	T1701500	1	1	0	0	0	1	0	0	1	0	0
Europe	France	Sanofi-Winthrop Industrie	Gibencnamide	Daonil	6LP5A	1	1	0	0	0	1	0	0	1	0	0
Europe	France	Sanofi-Winthrop Industrie	Gibencnamide	Daonil	7M74A	1	1	0	0	0	1	0	0	1	0	0
Europe	France	Sanofi-Winthrop Industrie	Gibencnamide	Daonil	7M74E	1	1	0	0	0	1	0	0	1	0	0
Europe	France	Sanofi-Winthrop Industrie	Furosemide	Lasilix 40 mg	6NV5A	1	1	0	0	0	1	0	0	1	0	0
Europe	France	Sanofi-Winthrop Industrie	Furosemide	Lasilix 40 mg	7KF7A	1	1	0	0	0	1	0	0	1	0	0
Europe	France	Sanofi-Winthrop Industrie	Furosemide	Lasilix 40 mg	7M33F	1	1	0	0	0	1	0	0	1	0	0
Europe	Germany	Aspen Bad Oldesloe GmbH	Salbutamol	Ventoline	G3415	1	1	0	0	0	1	0	0	1	0	0
Europe	Germany	Berlin Chemie	Sulfa/Trimet	Berlocid	61001	1	1	0	0	0	1	0	0	1	0	0
Europe	Germany	Denk Pharma GmbH & Co. KG	Amoxi/Clav	AmoxiClav-Denk	19694	1	1	0	0	0	1	0	0	1	0	0
Europe	Germany	Denk Pharma GmbH & Co. KG	Amoxi/Clav	AmoxiClav-Denk	20014	1	1	0	0	0	1	0	0	1	0	0
Europe	Germany	Denk Pharma GmbH & Co. KG	Amoxi/Clav	AmoxiClav-Denk	20517	1	0	1	0	0	1	0	0	0	1	0
Europe	Germany	Denk Pharma GmbH & Co. KG	Amoxi/Clav	AmoxiClav-Denk	20518	2	2	1	1	0	2	0	0	2	0	0
Europe	Germany	Denk Pharma GmbH & Co. KG	Atenolol	Atenolol Denk	3231	1	1	0	0	0	1	0	0	1	0	0
Europe	Germany	Denk Pharma GmbH & Co. KG	Metformin	Metformin Denk	19965	1	1	0	0	0	1	0	0	1	0	0
Europe	Germany	Denk Pharma GmbH & Co. KG	Metformin	Metformin Denk	20384	1	1	0	0	0	1	0	0	1	0	0
Europe	Germany	Denk Pharma GmbH & Co. KG	Metformin	Metformin Denk	95H	1	1	0	0	0	1	0	0	1	0	0

Stated continent of origin	Stated country of origin	Stated manufacturer	INN	Stated product name	Batchnumber	N	USP assay			USP dissolution			USP assay and dissolution combined		
							complies	deviation	extreme deviation	complies	deviation	extreme deviation	complies	deviation	extreme deviation
Europe	Germany	Denk Pharma GmbH & Co. KG	Metformin	Metformin Denk	9C7	2	2	0	0	2	0	0	2	0	0
Europe	Germany	Denk Pharma GmbH & Co. KG	Metformin	Metformin Denk	9DE	1	1	0	0	1	0	0	1	0	0
Europe	Germany	Salutas Pharma GmbH	Hydrochlorothiazide	Novartis Access	GN5244	2	2	0	0	2	0	0	2	0	0
Europe	Italy	Erekappa Euroterapici S.p.A	Atenolol	Hydrochlorothiazide	0008639	1	1	0	0	1	0	0	1	0	0
Europe	Italy	Laboratori Guidotti S.p.A	Metformin	Metformin	58042	1	1	0	0	1	0	0	1	0	0
Europe	Spain	Ferrer Internacional S.A.	Glibenclamide	Glibenclamide	J010	1	1	0	0	1	0	0	1	0	0
Europe	Spain	Ferrer Internacional S.A.	Glibenclamide	Glibenclamide	J011	1	1	0	0	1	0	0	1	0	0
Europe	Spain	Ferrer Internacional S.A.	Glibenclamide	Glibenclamide	J012	1	1	0	0	1	0	0	1	0	0
Europe	Spain	Novartis Farmacéutica S.A.	Hydrochlorothiazide	Esidrex	BI789	1	1	0	0	1	0	0	1	0	0
Europe	Spain	Novartis Farmacéutica S.A.	Hydrochlorothiazide	Esidrex	BA453	1	1	0	0	1	0	0	1	0	0
Europe	Spain	Novartis Farmacéutica S.A.	Hydrochlorothiazide	Esidrex	BI475	2	2	0	0	2	0	0	2	0	0
Europe	Spain	Novartis Farmacéutica S.A.	Hydrochlorothiazide	Esidrex	BL800	1	1	0	0	1	0	0	1	0	0
Europe	Spain	Novartis Farmacéutica S.A.	Hydrochlorothiazide	Esidrex	BL801	2	2	0	0	2	0	0	2	0	0
Europe	Spain	Novartis Farmacéutica S.A.	Hydrochlorothiazide	Esidrex	BR630	1	1	0	0	1	0	0	1	0	0
Europe	Spain	Novartis Farmacéutica S.A.	Hydrochlorothiazide	Esidrex	BR631	1	1	0	0	1	0	0	1	0	0
Europe	Spain	Novartis Farmacéutica S.A.	Hydrochlorothiazide	Esidrex	BT359	1	1	0	0	1	0	0	1	0	0
Europe	Spain	Novartis Farmacéutica S.A.	Hydrochlorothiazide	Esidrex	BT900	1	1	0	0	1	0	0	1	0	0
Europe	Spain	Novartis Farmacéutica S.A.	Hydrochlorothiazide	Esidrex	BV229	1	1	0	0	1	0	0	1	0	0
Europe	Spain	Novartis Farmacéutica S.A.	Hydrochlorothiazide	Esidrex	BV384	1	1	0	0	1	0	0	1	0	0
Europe	Spain	Novartis Farmacéutica S.A.	Hydrochlorothiazide	Esidrex	BV831	1	1	0	0	1	0	0	1	0	0
Europe	Sweden	Bluefish Pharmaceuticals AD	Metformin	Metformina Bluefish	5150657	1	1	0	0	1	0	0	1	0	0
Europe	United Kingdom	SmithKline Beecham Pharmaceuticals	Amoxi/Clav	Augmentin	562626	1	0	0	1 <sup>§</sup>	0	0	1 <sup>§</sup>	0	0	1 <sup>§</sup>
Europe	United Kingdom	Sonmart Pharma (UK)	Doxycycline	Doxycycline Capsules	170821	2	2	0	0	2	0	0	2	0	0
Europe	United Kingdom	Sonmart Pharma (UK)	Metformin	Metformin Tablets	170820	2	2	0	0	2	0	0	2	0	0
Europe	United Kingdom	Sonmart Pharma (UK)	Metronidazole	Metronidazole Tablets 250mg	170832	1	1	0	0	1	0	0	1	0	0
Europe	United Kingdom	Sonmart Pharma (UK)	Amoxicillin	Sonnamox Amoxicilline 500mg	170801	1	1	0	0	1	0	0	1	0	0

Stated continent of origin	Stated country of origin	Stated manufacturer	INN	Stated product name	Batch number	N	USP assay			USP dissolution			USP assay and dissolution combined		
							complies	deviation	extreme deviation	complies	deviation	extreme deviation	complies	deviation	extreme deviation
not stated	not stated	Cinpharm **	Amoxi/Clav	Cinclamox	DW3311	2	2	0	0	2	0	0	2	0	0
not stated	not stated	Cinpharm **	Amoxi/Clav	Cinclamox	DW3312	1	1	0	0	1	0	0	1	0	0
not stated	not stated	not stated	Amoxicillin	Filmox 500	SAECB002	1	1	0	0	1	0	0	1	0	0
not stated	not stated	not stated	Salbutamol	not stated	not stated	1	0	1	0	1	0	0	0	1	0