



Course Enrolment First Semester Students

Basic Module-Courses

Academic English: Academic Writing I

Introduction to Literary Studies: Lecture and Seminar

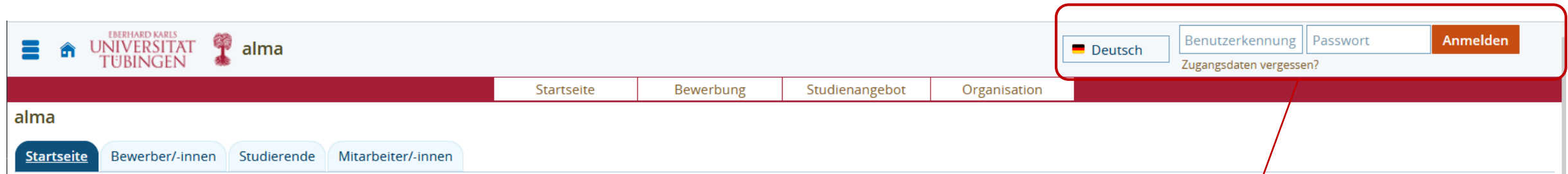
Introduction to Cultural Studies: Lecture and Tutorial

Introduction to Cultural Studies: Lecture and Seminar (IAS only)

Access to Alma

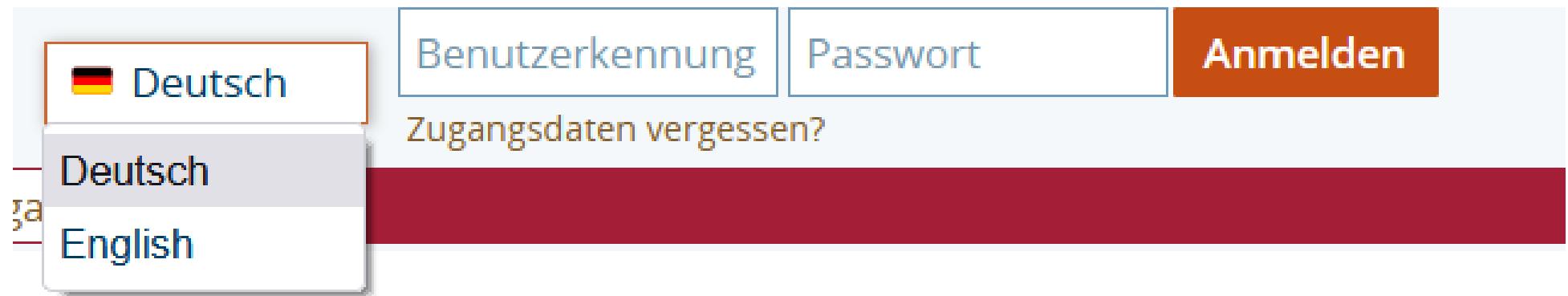
Alma is the campus management system of the university and is used for enrolment in courses, registration for exams and generation of transcripts of records: <https://alma.uni-tuebingen.de>

You can login with your university user ID and password and change the language if necessary.



Change language

Login with user ID and password




Planner of Studies with Module Plan

enrolment in courses is done via the **Planner of studies**. Go to *My Studies > Planner of Studies with Module plan*



Planner of studies with Module plan

 Please select a course of study

Course of studies

Choose your study program:

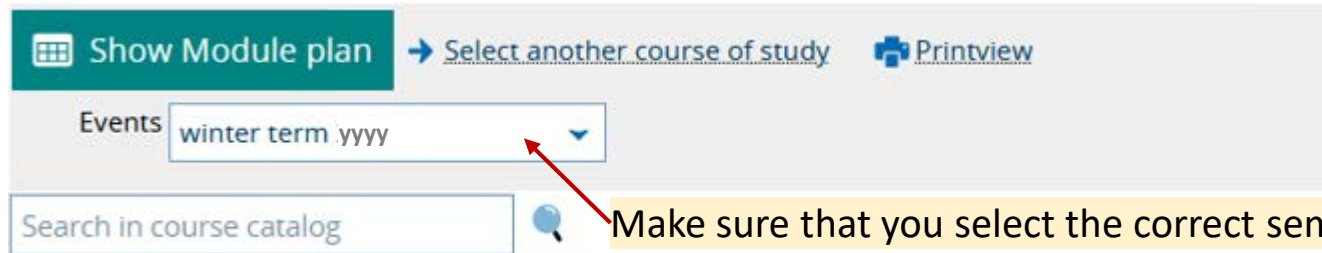
- Bachelor of Education Englisch **or**
- B.A. English and American Studies **or**
- B.A. Interdisciplinary American Studies (with an integrated year abroad)








Enrolment in Academic English Course “Academic Writing I”

Make sure you are in the correct view. If not, you can change it by clicking on the green button.

Correct view

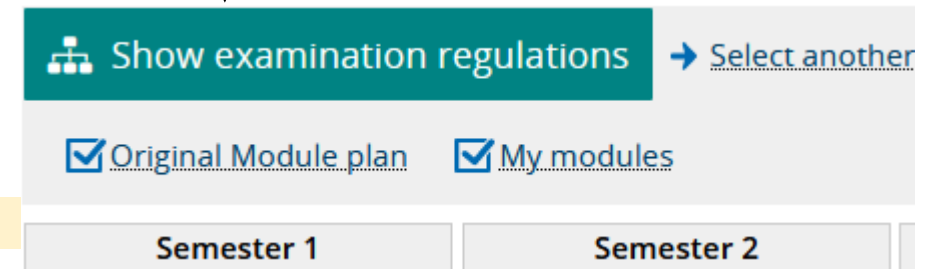



Structure of examination regulations - All subject related semesters

- 73|008|-|-|H|2022 - PO B.Ed. Englisch
-  **ENG_BE_13 - Bachelorarbeit** - core elective - 6.0 CP
 -  8999 - Bachelorarbeit - compulsory - 6.0 CP
- +  **ENG_BE_1 - Basic Module: Academic English** - compulsory - 6.0 CP
- +  **ENG_BE_2 - Advanced Module: Academic English** - compulsory - 6.0 CP
- +  **ENG_BE_3 - Basic Module: Linguistics** - compulsory - 9.0 CP

↑ ↑
 Module Module Name
 Number

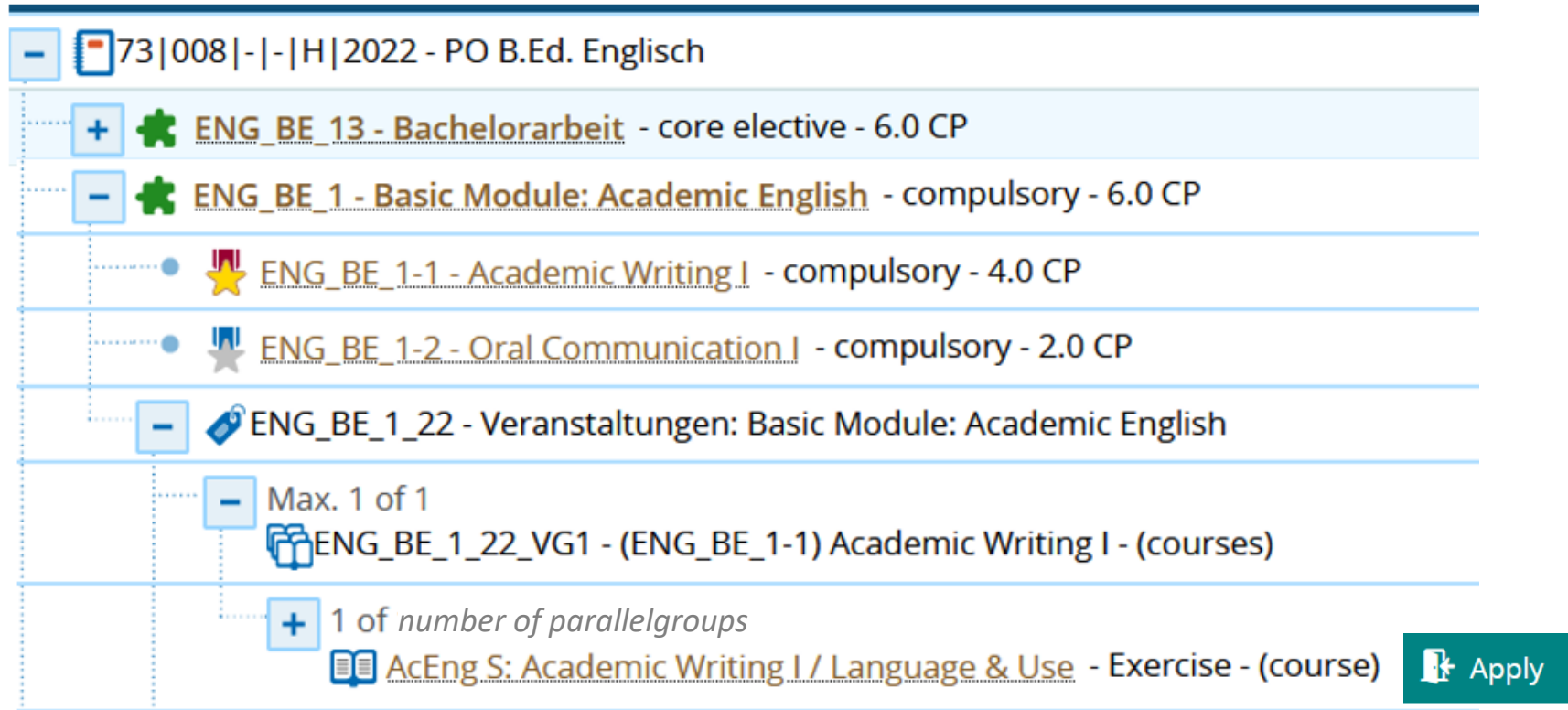
Incorrect view



Structure of the **B.Ed. Englisch** study program. You need to click on the  to expand the structure.

For the other B.A. programs, the enrolment procedure will be the same, although the modules may be listed in a different order and have different labels and different numbers.

Enrolment in Academic English Course “Academic Writing I”



The screenshot shows a course selection interface for the program "73|008|-|-|H|2022 - PO B.Ed. Englisch". The interface is organized into sections:

- Examinations Section:** Contains modules like "ENG_BE_13 - Bachelorarbeit" (6.0 CP), "ENG_BE_1 - Basic Module: Academic English" (6.0 CP), and its sub-modules "ENG_BE_1-1 - Academic Writing I" (4.0 CP) and "ENG_BE_1-2 - Oral Communication I" (2.0 CP).
- Courses Section:** Contains "ENG_BE_1_22 - Veranstaltungen: Basic Module: Academic English" (Max. 1 of 1), which includes "ENG_BE_1_22_VG1 - (ENG_BE_1-1) Academic Writing I - (courses)" (1 of number of parallelgroups).
- Course List:** Shows "AcEng S: Academic Writing I / Language & Use - Exercise - (course)" with an "Apply" button.

Examinations Section

Courses Section

Academic Writing I was previously called *Language & Use*. The old name is still valid for older study programs. Therefore the course has a double title.

During the official enrolment period an *Apply*-button (in German *Belegen*) will appear and by clicking on it, you will see the choice of available courses. The term *Apply* in this context means that you are applying for a place in a course. It does not mean that you have got it.

Enrolment in Academic English Course “Academic Writing I”

The Academic Writing I course is offered at different times with different lecturers. You can select as many courses as there are priorities, each with a different level of preference. In the case of 4 priorities, you can select four courses. The available priorities are by default assigned to the first courses on the list. You will probably want to change this, and not only to accommodate your second subject. Most students pick the courses listed first. To benefit from smaller classes, please consider enrolling in courses further down in the list.

Status	Actions	Parallelgroup	Dates & Rooms
Not enrolled	Priority 1 ▼	1. parallelgroup	AcEng S: Academic Writing I / Language & Use (Name of lecturer) term xxxx Course details: dates and time
Not enrolled	Priority 2 ▼	2. parallelgroup	AcEng S: Academic Writing I / Language & Use (Name of lecturer) term xxxx Course details: dates and time
Not enrolled	Priority 3 ▼	3. parallelgroup	AcEng S: Academic Writing I / Language & Use (Name of lecturer) term xxxx Course details: dates and time
Not enrolled	Priority 4 ▼	4. parallelgroup	AcEng S: Academic Writing I / Language & Use (Name of lecturer) term xxxx Course details: dates and time
Not enrolled	Dont enroll ▼	5. parallelgroup	AcEng S: Academic Writing I / Language & Use (Name of lecturer) term xxxx Course details: dates and time

And many more....
Make sure you scroll
down the whole list.



Enrolment in Academic English Course “Academic Writing I”

Status	Actions	Parallelgroup
Not enrolled	Priority 1 ▾	1. parallelgroup
Not enrolled	Priority 2 ▾	2. parallelgroup
Not enrolled	Priority 3 ▾	3. parallelgroup
Not enrolled	Priority 4 ▾	4. parallelgroup
Not enrolled	Dont enroll ▾	5. parallelgroup

Enroll now **Cancel** **Reset**

Scroll down the whole list of courses to see which priorities really suit you.

You can change the priority by clicking on the arrow to the right of each priority box and select your preference. You can deselect a course by choosing „Don't enroll“.

We recommend to use all available priorities (if at all possible) to increase your chances to obtain a place in a course of your choice.

Enrolment in Academic English Course “Academic Writing I”

Enrolment will be confirmed and you can go back to the overview.

Planner of studies with Module plan

[Back to overview](#)



Exercise: AcEng S: Academic Writing I / Language & Use



Status	Parallelgroup
✓ registered Priority 1	1. parallelgroup
Not enrolled	2. parallelgroup
✓ registered Priority 3	3. parallelgroup
✓ registered Priority 4	4. parallelgroup
✓ registered Priority 2	5. parallelgroup




Please note that enrolment (status: *registered/angemeldet*) does **not** secure you a seat in these courses. Places will be allocated once the enrolment period is over. You have a seat, only when you are admitted to a course (status: *admission/zugelassen*).

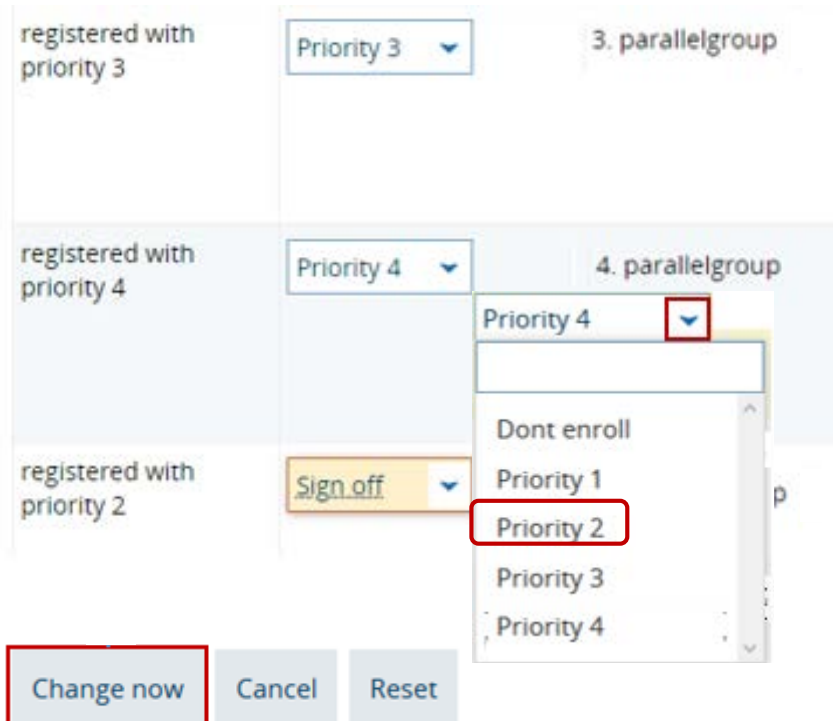
Enrolment in Academic English Course “Academic Writing I”

During the enrolment period students can change their initial options by signing off and re-adjusting their priorities.

  ENG_BE_1_22 - Veranstaltungen: Basic Module: Academic English

 Max. 1 of 1
 ENG_BE_1_22_VG1 - (ENG_BE_1-1) Academic Writing I - (courses)

 1 of *number of parallelgroups*
 AcEng S: Academic Writing I / Language & Use - Exercise - (course)  **Sign off** Your actual status: **registered (Priority 1,2,3.4)**
Term of the examination: **wt yyyy**



The screenshot shows a list of enrolment options with priority dropdowns and a sign-off button. A red box highlights the 'Change now' button at the bottom left. A red box highlights the 'Priority 2' option in the dropdown menu for the 'AcEng S' course. A red box highlights the 'Sign off' button for the 'AcEng S' course. A blue arrow points from the 'Sign off' button in the top screenshot to the 'Sign off' button in this screenshot.

registered with priority 3	Priority 3	3. parallelgroup
registered with priority 4	Priority 4	4. parallelgroup
registered with priority 2	Sign off	

Change now Cancel Reset

In this example the student wants to give group 4 the second priority and sign off group 5 altogether. First, the student must sign off so that priority 2 is available again.



Enrolment in Lecture “Introduction to Literary Studies”


In other study programs, the module label and element numbers will be different, but the courses linked to the module will be the same.


  **ENG_BE_6 - Basic Module: Literary Studies** - compulsory - 9.0 CP

  **ENG_BE_6-1 - Introduction to Literary Studies Lecture and Tutorial** - compulsory - 3.0 CP


  **ENG_BE_6-2 - Introduction to Literary Studies Seminar** - compulsory - 6.0 CP


  **ENG_BE_6_22 - Veranstaltungen: Basic Module: Literary Studies**


 Max. 1 of 1

 **ENG_BE_6_22_VG1 - (ENG_BE_6-1) Introduction to Literary Studies Lecture and Tutorial** - (courses)

  **L: Introduction to Literary Studies** - Lecture - (course)

 Apply

 Max. 1 of 1

 **ENG_BE_6_22_VG2 - (ENG_BE_6-2) Introduction to Literary Studies Seminar** - (courses)

 1 of 14

 **S: Introduction to Literary Studies** - Seminar - (course)

Enrolment in Lecture “Introduction to Literary Studies”

There is only one literary introductory lecture and students cannot prioritize. You can either enrol or leave it. The same applies for the linguistics introductory lecture.

- +
ENG_BE_6 - Basic Module: Literary Studies - compulsory - 9.0 CP
 - ★
 ENG_BE_6-1 - Introduction to Literary Studies Lecture and Tutorial - compulsory - 3.0 CP
 - ★
 ENG_BE_6-2 - Introduction to Literary Studies Seminar - compulsory - 6.0 CP
- 🔑
 ENG_BE_6_22 - Veranstaltungen: Basic Module: Literary Studies
 - Max. 1 of 1
 - 📖
 ENG_BE_6_22_VG1 - (ENG_BE_6-1) Introduction to Literary Studies Lecture and Tutorial - (courses)
 - +
📖
 L: Introduction to Literary Studies - Lecture - (course)

📄 Apply

ⓘ Select max. 1 times preferred under this Veranstaltungsgruppe (Max. 1 of 1)

ⓘ Select 1 times preferred under this Veranstaltungsgruppe (Max. 1 of 1)

-
📖
L: Introduction to Literary Studies

Preferred ▾

•
👤
 1. parallelgroup L: Introduction to Literary Studies, Semesterkurs winter term YYYY

Now enroll/sign off

Sign off all

Back



Reset





please select

Preferred







Enrolment in Lecture “Introduction to Literary Studies”

Your enrolment will be confirmed.

 Select max. 1 times preferred under this Veranstaltungsgruppe (Max. 1 of 1)
 Select 1 times preferred under this Veranstaltungsgruppe (Max. 1 of 1)

  L: Introduction to Literary Studies	Preferred	Preferred
 1. parallelogroup L: Introduction to Literary Studies, Semesterkurs winter term 2022		 Your actual status: registered (Priority 1) : Term of the examination: wt YYYY :

You can go back to the overview page and you will see your actual enrolment status and the *Apply*-button will have changed into a *Sign off* button.

  ENG_BE_6_22 - Veranstaltungen: Basic Module: Literary Studies		
 Max. 1 of 1		
 ENG_BE_6_22_VG1 - (ENG_BE_6-1) Introduction to Literary Studies Lecture and Tutorial - (courses)		
  L: Introduction to Literary Studies - Lecture - (course)	<input type="button" value="Sign off"/>	Preferred Your actual status: registered (Priority 1) Term of the examination: wt YYYY

Enrolment in Seminar “Introduction to Literary Studies”

The enrolment procedure is the same as for the Academic Writing I course. Students can choose among different options of the same course by changing the default priorities.

Status	Actions	Parallelgroup	Dates & Rooms
Not enrolled	<input type="button" value="Dont enroll"/>	1. parallelgroup	S: Introduction to Literary Studies (name of lecturer) winter term ● Dates of seminar and tutorial Room
Not enrolled	<input type="button" value="Dont enroll"/>	2. parallelgroup	S: Introduction to Literary Studies (name of lecturer) winter term ● Dates of seminar and tutorial Room
Not enrolled	<input type="button" value="Dont enroll"/>	3. parallelgroup	S: Introduction to Literary Studies (name of lecturer) winter term ● Dates of seminar and tutorial Room
Not enrolled	<input type="button" value="Priority 1"/>	4. parallelgroup	S: Introduction to Literary Studies (name of lecturer) winter term ● Dates of seminar and tutorial Room
Not enrolled	<input type="button" value="Priority 2"/>	5. Parallelgruppe	S: Introduction to Literary Studies (name of lecturer) winter term ● Dates of seminar and tutorial Room

By default, all available priorities (4) are given to the first four courses. In this case the student changed all default priorities and only used two priority options (not recommended, but sometimes unavoidable). If possible, use all available priorities!

Enrolment in Lecture and Tutorial “Introduction to Cultural Studies” (BA and BEd)

Cultural Studies lecture and tutorials are **optional** in the first semester for BA English and American and Bachelor of Education students.

The enrolment procedure for the lecture is the same as for the Literary Studies lecture and the enrolment for the tutorial is the same as for the Literary Studies seminar. Module and course numbers will vary depending on the study program. The lecture is accompanied by a tutorial the attendance of which is mandatory. Students need to enrol for the lecture and the tutorial.


Mod. Number - Basic Module: Cultural Studies - compulsory - 6.0 CP

Exam Number - Introduction to Cultural Studies Lecture - compulsory - 3.0 CP


Exam Number - Introduction to Cultural Studies Tutorial - compulsory - 3.0 CP


Courses Number and Name (usually the same as the module)

Group Number of Courses - Introduction to Cultural Studies Lecture - (courses)


L: Introduction to Cultural Studies - Lecture - (course) 

Group Number of Courses - Introduction to Cultural Studies Tutorial - (courses)

Tutorial - L: Introduction to Cultural Studies - Tutorial - (course) 

(1 of Number of tutorials, term dependent) 

See explanation on pages 10 – 12.

Students will have a choice between several tutorials and they will be able to set 4 priorities.  Use all priorities and change the defaults. Unlike the literary seminars the tutorials do **not** differ in content.

Enrolment in Lecture and Tutorial “Introduction to Cultural Studies” (BA and BEd)

Planner of Studies with Module Plan

Course Type: Title

Number of Exam Element, Name of the Module and Study Program where the credits will be posted.

Status	Actions	Parallelgroup	Dates & Rooms
Not enrolled	Priority 1	1. parallelgroup	Tutorial - L: Introduction to Cultural Studies winter/summer term xxxx Details: session dates, room and remarks (if any)
Not enrolled	Priority 2		Tutorial - L: Introduction to Cultural Studies winter/summer term xxxx Details: session dates, room and remarks (if any)
Not enrolled	Priority 3		Tutorial - L: Introduction to Cultural Studies winter/summer term xxxx Details: session dates, room and remarks (if any)
Not enrolled	Priority 4	4. parallelgroup	Tutorial - L: Introduction to Cultural Studies winter/summer term xxxx Details: session dates, room and remarks (if any)

By default, all available priority settings are given to the first groups on the list. We recommend to scroll down the whole list of parallelgroups. In most cases you will want to change the default priorities.

ⓘ You will not be able to select a priority twice. If you wish to make changes, you need to deselect (= *Don't enroll*) a priority in order to make it available again. After having set the priorities to your wishes, you need to confirm by clicking on **Enroll now**.

Scroll down the list









Enroll now

Cancel

Reset

Enrolment in the Basic Module Cultural Studies” (B. A. IAS)

Cultural Studies lecture and seminar are **recommended** in the first semester for *Interdisciplinary American Studies* students. The structure of the module is different from that in the BA English and American Studies and the BEd study program and it is awarded 12 CP. The lecture is the same as the one in the other study programs and the enrolment procedure is no different. However, the lecture is accompanied by a seminar reserved for IAS students. The attendance is mandatory. The course consists of the seminar (2 hrs) and an accompanying tutorial (2hrs). Students need to enrol in the seminar + lecture.

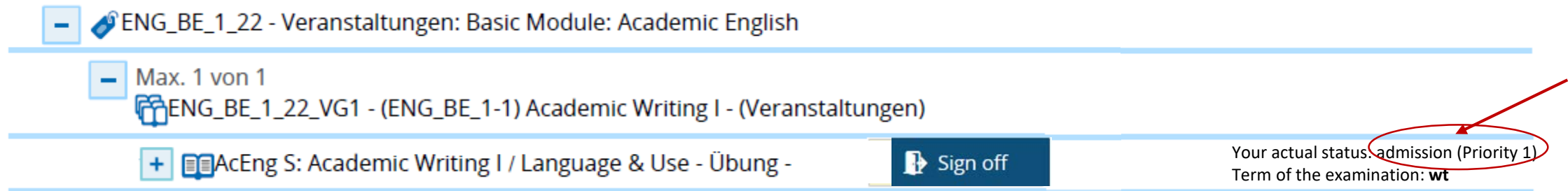
-  **IAS_BA_02 - Basic Module: Cultural Studies** - compulsory - 12.0 CP
 -  **IAS_BA_02-1 - Introduction to Cultural Studies Lecture** - compulsory - 6.0 CP
 -  **IAS_BA_02-2 - Introduction to Cultural Studies Seminar and Tutorial** - compulsory - 6.0 CP
-  **IAS_BA_02-22 - Veranstaltungen: Basic Module: Cultural Studies**
 - Max. 1 of 1
 -  IAS_BA_02-22-VG1 - (IAS_BA_02-1) Introduction to Cultural Studies Lecture - (courses)
 - +  **L: Introduction to Cultural Studies** - Lecture - (course)
 - Max. 1 of 1
 -  IAS_BA_02-22-VG2 - (IAS_BA_02-2) Introduction to Cultural Studies Seminar and Tutorial - (courses)
 - +  **S: Introduction to Cultural Studies (nur IAS)** - Seminar - (course)

See explanation on pages 10 – 12.

When students enrol for the course (no priority options!) they will be automatically enrolled in the seminar and the tutorial.

What happens next?

After places have been allocated by *alma* you will see that the course status has changed. If you have been admitted to a course, you will see “admission” and the priority that has been successful.



The screenshot shows a course selection interface with the following elements:

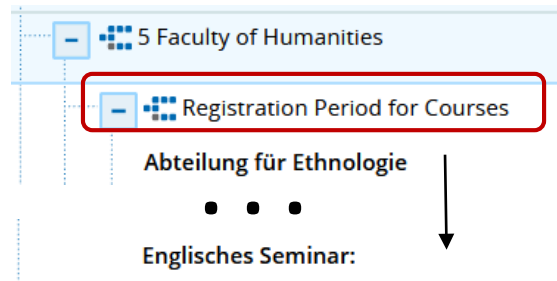
- A minus sign icon in a blue box next to the course title: **ENG_BE_1_22 - Veranstaltungen: Basic Module: Academic English**
- A minus sign icon in a blue box next to the text: **Max. 1 von 1**
- A book icon next to the course title: **ENG_BE_1_22_VG1 - (ENG_BE_1-1) Academic Writing I - (Veranstaltungen)**
- A plus sign icon in a blue box next to the course title: **AcEng S: Academic Writing I / Language & Use - Übung -**
- A dark blue button with a white arrow icon and the text: **Sign off**
- Text on the right side: **Your actual status: admission (Priority 1)** (circled in red with an arrow pointing to it)
- Text on the right side: **Term of the examination: wt**

- The enrolment period for all Basic Module courses ends as announced on the English Seminar website (typically, during the week before classes start).
- Before that date students themselves can cancel and change their enrolment choices.
- After that date you need to contact the lecturer for any changes.
- The more available priorities or preferences you use the higher are your chances of admission.

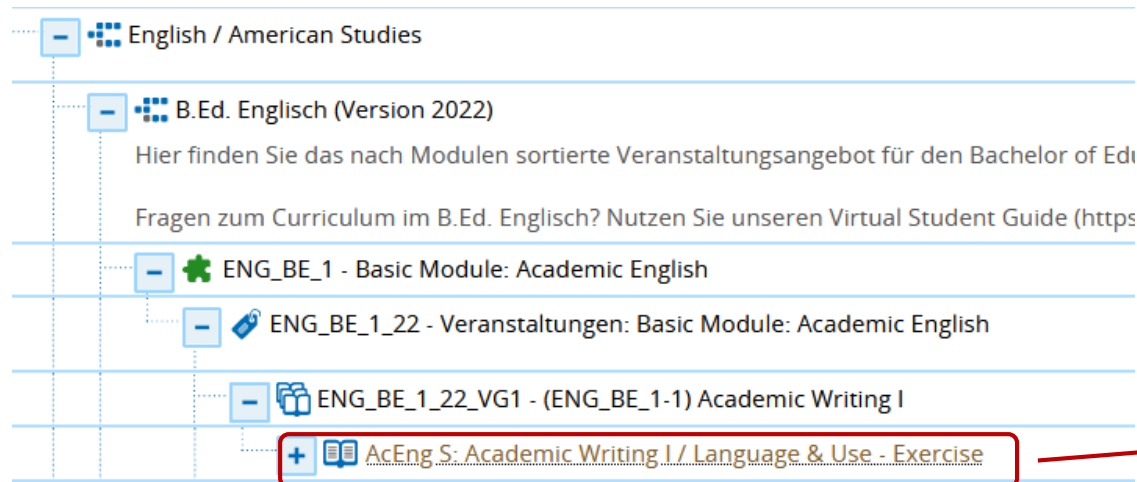
Enrolment Periods

Enrolment periods vary slightly from term to term. You can find the current dates

- on the **websites** of the English seminar and the American Studies section
- in the university's **course catalogue** under the heading *Registration Period for Courses*



- and most reliably in the **course details** of each course (by clicking on the course in the course catalogue)



Basic data	Parallelgroups / Appointments	University course catalog	Linked examinations
Title	AcEng 5: Academic Writing I / Language & Use		Exercise
Organizational unit	● Institute of English Languages and Literatures (person responsible)		Unregelmäßig
			● ANG Zeitraum_Veran: current dates