Immatics
Corporate Presentation

June 11th, 2026



© Immatics. Not for further reproduction or distribution.

Forward-Looking Statement

This presentation ("Presentation") is provided by Immatics N.V. ("Immatics" or the "Company") for informational purposes only. The information contained herein does not purport to be all-inclusive and none of Immatics, any of its affiliates, any of its or their respective control persons, officers, directors, employees or representatives makes any representation or warranty, express or implied, as to the accuracy, completeness or reliability of the information contained in this Presentation.

Forward-Looking Statements. Certain statements in this presentation may be considered forward-looking statements. Forward-looking statements generally relate to future events or the Company's future financial or operating performance. For example, statements concerning timing of data read-outs for product candidates, the timing, outcome and design of clinical trials, the nature of clinical trials (including whether such clinical trials will be registration-enabling), the timing of IND or CTA filing for pre-clinical stage product candidates, the timing of BLA filings for clinical stage product candidates, estimated market opportunities of product candidates, manufacturing timetables, capacity and success rates, the Company's focus on partnerships to advance its strategy, and other metrics are forward-looking statements. In some cases, you can identify forward-looking statements by terminology such as "may", "should", "expect", "plan", "target", "intend", "will", "estimate", "anticipate", "believe", "predict", "potential" or "continue", or the negatives of these terms or variations of them or similar terminology. Such forward-looking statements are subject to risks, uncertainties, and other factors which could cause actual results to differ materially from those expressed or implied by such forward looking statements. These forward-looking statements are based upon estimates and assumptions that, while considered reasonable by Immatics and its management, are inherently uncertain. New risks and uncertainties may emerge from time to time, and it is not possible to predict all risks and uncertainties. Factors that may cause actual results to differ materially from current expectations include, but are not limited to, various factors beyond management's control including general economic conditions and other risks, uncertainties and factors set forth in the Company's Annual Report on Form 20-F and other filings with the Securities and Exchange Commission (SEC). Nothing in this presentation should be regarded as a representation by any person that the forward-looking statements set forth herein will be achieved or that any of the contemplated results of such forward-looking statements will be achieved. You should not place undue reliance on forward-looking statements, which speak only as of the date they are made. The Company undertakes no duty to update these forward-looking statements.

No Offer or Solicitation. This communication is for informational purposes only and does not constitute, or form a part of, an offer to sell or the solicitation of an offer to sell or an offer to buy or the solicitation of an offer to buy any securities, and there shall be no sale of securities, in any jurisdiction in which such offer, solicitation or sale would be unlawful prior to registration or qualification under the securities laws of any such jurisdiction. No offer of securities shall be made except by means of a prospectus meeting the requirements of Section 10 of the Securities Act of 1933, as amended, or in an offering exempt from registration.

Certain information contained in this Presentation relates to or is based on studies, publications, surveys and the Company's own internal estimates and research. In addition, all of the market data included in this presentation involves a number of assumptions and limitations, and there can be no guarantee as to the accuracy or reliability of such assumptions. Finally, while the Company believes its internal research is reliable, such research has not been verified by any independent source. All the scientific and clinical data presented within this presentation are – by definition prior to completion of the clinical trial and a clinical study report – preliminary in nature and subject to further quality checks including customary source data verification.

Immatics is the Global Leader in Precision Targeting of PRAME

Strong, Focused and Highly Integrated Trans-Atlantic Organization

Tübingen, Germany
~300 Employees
Target & TCR discovery and TCR Bispecifics development

Munich, Germany
~120 Employees
Various operating functions

Houston, Texas
~260 Employees
Cell therapy development & manufacturing

Our cutting-edge science and robust clinical pipeline form the broadest PRAME franchise

Immatics has the broadest PRAME franchise with the most PRAME indications and modalities
with 3 clinical product candidates

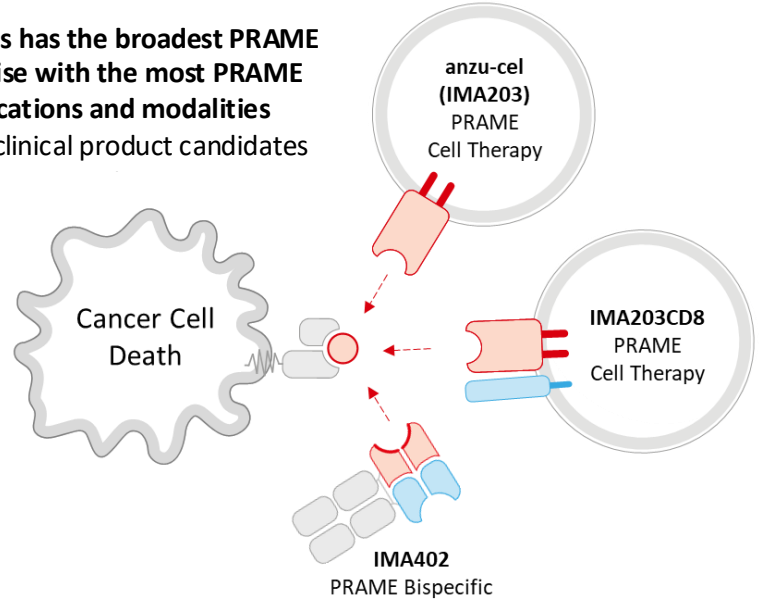

Anzutresgene autoleucel (anzu-cel) is an investigational therapy and its use has not been proven to be safe or effective.
It has not been approved by the United States Food and Drug Administration (FDA) or any other regulatory agency outside of the US.

Adapted from Immatics Corporate Presentation, Mar 2026; anzutresgene autoleucel (anzu-cel, formerly IMA203); anzu-cel (IMA203), IM203CD8, IMA402 are being evaluated in separate clinical trials.

PRAME Is Expressed in More Than 50 Cancers

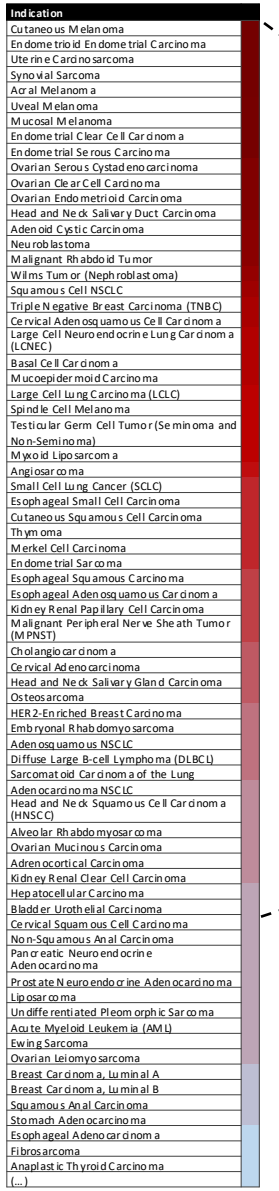

PRAME prevalence in selected indications

Indication	% PRAME+ patients[1]
Cutaneous Melanoma	95%
Uterine Carcinoma	95%
Uterine Carcinosarcoma	95%
Synovial Sarcoma	95%
Uveal Melanoma	90%
Mucosal Melanoma	90%
Ovarian Carcinoma Subtypes	85%
Squamous Cell NSCLC	70%
Triple-negative Breast Carcinoma	65%
Small Cell Lung Cancer	45%
Esophageal Carcinoma Subtype	45%
Kidney Carcinoma Subtype	40%
Cholangiocarcinoma	35%
HER2-Enriched Breast Carcinoma	30%
Adenocarcinoma NSCLC	25%
Head & Neck Squamous Cell Carcinoma	25%
Hepatocellular Carcinoma	20%
Bladder Carcinoma	20%

Immatics Is the Global Leader in Precision Targeting of PRAME

with 3 clinical product candidates

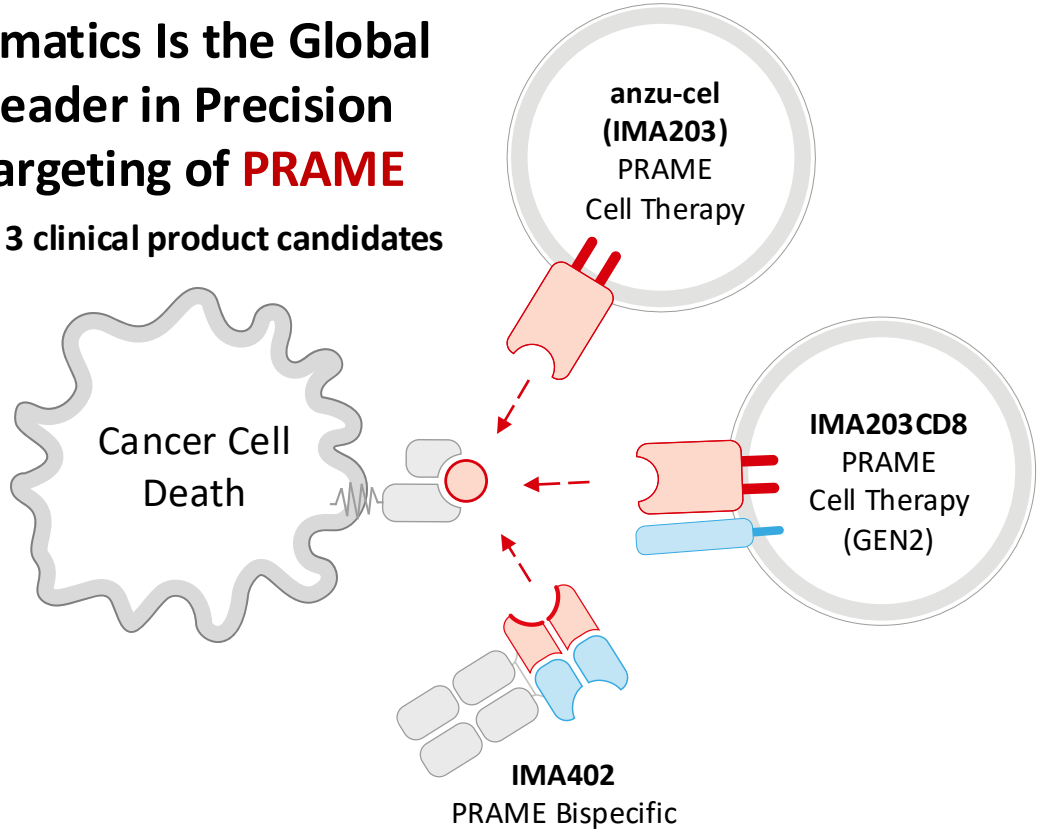

PRAME

Anzutresgene autoleucel (anzu-cel, formerly IMA203), [1] Data on file: PRAME target prevalence is based on a proprietary initial mass spec-guided expression threshold applied to RNAseq and/or IHC data (approximate values, values between 95-100% shown as 95%); anzu-cel (IMA203), IM203CD8, IMA402 are being evaluated in separate clinical trials; NSCLC: Non-small cell lung cancer

Immatics has the Broadest PRAME Franchise with the Most PRAME Indications and Modalities

Product candidate	Modality	Indication		Target	Phase
Anzu-cel (IMA203)	Cell therapy	2L melanoma[2]	immatics	PRAME	SUPRAME
Anzu-cel (IMA203)	Cell therapy	Uveal melanoma	immatics	PRAME	
Anzu-cel (IMA203) + mRNA-4203	Cell therapy	Solid cancers	immatics moderna	PRAME	
IMA203CD8	Cell therapy	Gynecologic cancers	immatics	PRAME	
		Other solid cancers	immatics	PRAME	
IMA402	Bispecific	Melanoma, gynecologic cancers, others	immatics	PRAME	
IMA402 + ICI	Bispecific	Melanoma, gynecologic cancers, others	immatics	PRAME	
IMA401[3]	Bispecific	HNSCC, sqNSCLC, others	immatics	MAGEA4/8	
Undisclosed[4]	Bispecific	Undisclosed	moderna	other	
Undisclosed	Cell therapy	Undisclosed	Bristol Myers Squibb	other	

Phase: Preclinical | 1a[1] | 1b[1] | 2 | 3

PRAME Franchise

- 3 Product Candidates
- 2 Therapeutic Modalities
- 2 Combinations

Anzutresgene autoleucel (anzu-cel, formerly IMA203), [1] Phase 1a: Dose escalation, Phase 1b: Dose expansion; [2] 2L melanoma: patients with unresectable or metastatic melanoma who have received at least 1 prior PD-1 inhibitor; [3] With or without checkpoint inhibitor (pembrolizumab); [4] mRNA-enabled *in vivo* expressed TCER® molecules; HNSCC: head and neck squamous cell carcinoma; ICI: immune checkpoint inhibitor; sqNSCLC: squamous non-small-cell lung cancer

Immatics has the Broadest PRAME Franchise with the Most PRAME Indications and Modalities

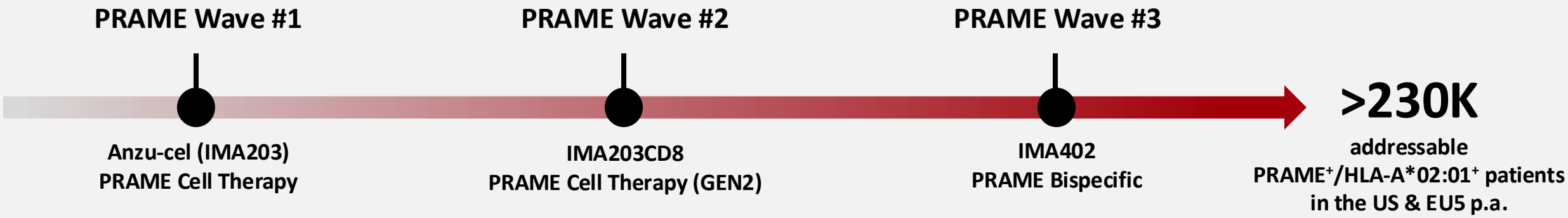

Market entry in advanced melanoma

~9K addressable patients p.a.

Expansion to all advanced PRAME cancers

>75K addressable patients p.a.

Expansion to earlier-line PRAME cancers

>145K addressable patients p.a.

Anzu-cel (IMA203)

- Anzu-cel will be Immatics' **first PRAME therapy** to enter the market – launch targeted in 2027
- First target indications: **2L cutaneous melanoma*; uveal melanoma**

IMA203CD8

- Enhanced pharmacology provides potential to expand to **tumor-agnostic label in 2L PRAME solid cancers** beyond melanoma
- First target indications: **ovarian cancer, endometrial cancer**

IMA402

- Next-gen half-life extended bispecific as monotherapy or ICI/SOC combo in **earlier lines**
- First target indications: **melanoma, gynecologic cancers**
- **Exploration of IMA402/IMA401 combination in sqNSCLC**

Anzutresgene autoleucel (anzu-cel, formerly IMA203), All patient numbers refer to PRAME+/HLA-A*02:01+ patients in the US and EU5 in 2025; Source: Clarivate Disease Landscape and Forecast; EU5: France, Germany, Italy, Spain, United Kingdom;
*2L: patients with unresectable or metastatic cutaneous melanoma who have received at least 1 prior PD-1 inhibitor; ICI: Immune checkpoint inhibitor; SOC: standard of care; sqNSCLC: squamous non-small-cell lung cancer



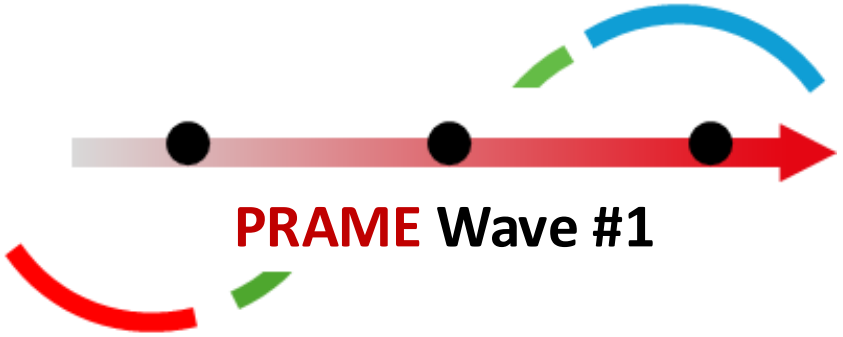

Anzu-cel (IMA203) PRAME Cell Therapy

Market Entry in Advanced Melanoma

Anzu-cel (IMA203) PRAME Cell Therapy: BOR in Melanoma Efficacy Population

56% Confirmed Objective Responses in Heavily Pretreated Patients with Metastatic Melanoma

	Cutaneous Melanoma	Uveal Melanoma	Melanoma (other)	All Melanoma[3]
	n=14	n=16	n=3	n=33
cORR	**50% (7/14)**	**67% (10/15)**	**1/3**	**56% (18/32)**
ORR	57% (8/14)	69% (11/16)	2/3	64 % (21/33)
DCR	93% (13/14)	88% (14/16)	3/3	91% (30/33)

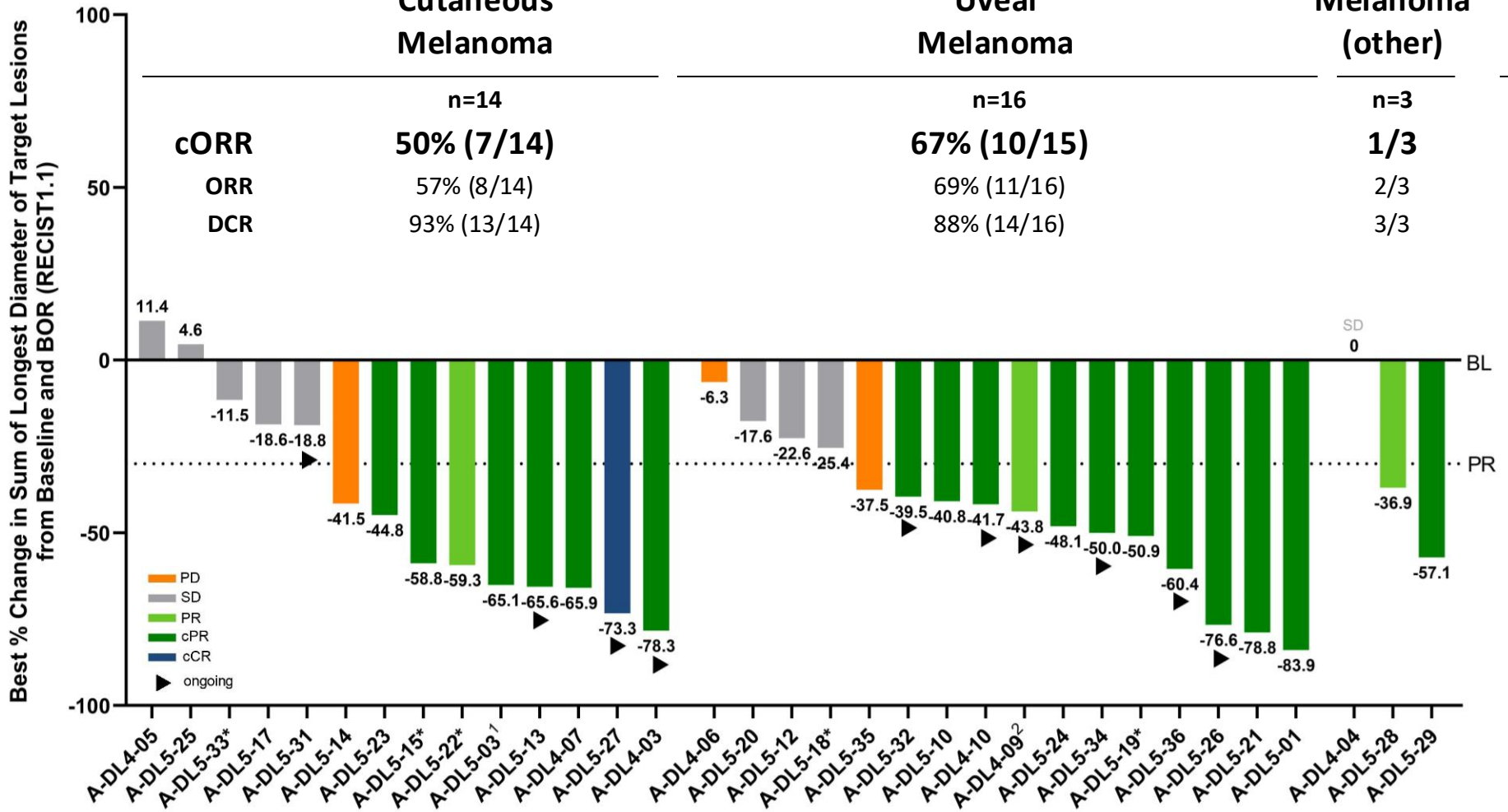

Data cut-off Apr 7, 2025
Wermke et al., ASCO 2025

Updated data (cut-off Sep 24, 2025) for uveal melanoma subset presented at ESMO 2025, see separate slide deck on website

Anzutresgene autoleucel (anzu-cel, formerly IMA203), *Maximum change of target lesions and RECIST1.1 response at different timepoints. [1] Patient out of study due to PD (external assessment); [2] Patient out of study at data-cut (withdrew consent); [3] Includes melanoma (other) n=3: mucosal melanoma n=2, melanoma of unknown primary n=1; Melanoma efficacy population excludes 1 uveal melanoma patient with ongoing unconfirmed PR from cORR; BOR: best overall response; (c)ORR: (confirmed) objective response rate; DCR: disease control rate at week 6; BL: baseline; (c)CR: (confirmed) complete response; (c)PR: (confirmed) partial response; SD: stable disease; PD: progressive disease.

Anzu-cel (IMA203) PRAME Cell Therapy: DOR in Melanoma Efficacy Population

Prolonged Ongoing Responses up to 2.5+ Years after Treatment

	Cutaneous Melanoma	Uveal Melanoma	All Melanoma[3]
	n=14	**n=16**	**n=33**
mDOR [mo], (range)	NR (4.2, 32.6+)	11.0 (1.8+, 31.6)	12.1 (1.8+, 32.6+)
mFU [mo]	16.7	13.4	13.4

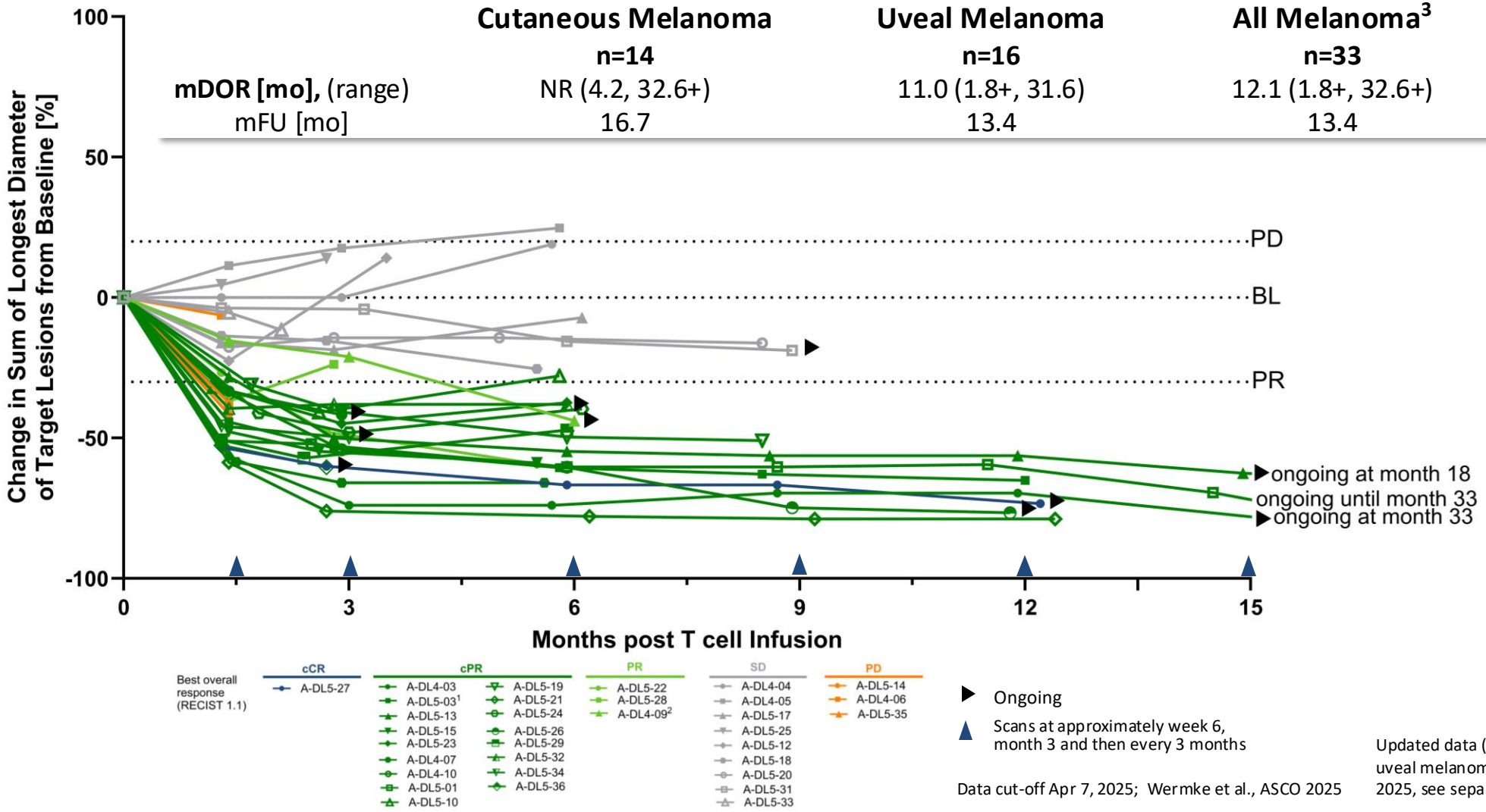

▶ Ongoing

▲ Scans at approximately week 6, month 3 and then every 3 months

Data cut-off Apr 7, 2025; Wermke et al., ASCO 2025

Updated data (cut-off Sep 24, 2025) for uveal melanoma subset presented at ESMO 2025, see separate slide deck on website

Anzutresgene autoleucel (anzu-cel, formerly IMA203), [1] Patient out of study due to PD (external assessment); [2] Patient out of study at data-cut (withdrew consent); [3] Includes melanoma (other) n=3: mucosal melanoma n=2, melanoma of unknown origin n=1; (m)DOR, (median) duration of response; mFU, median follow-up; NR, not reached; SD: stable disease; PD: progressive disease; BL: baseline; (c)PR: (confirmed) partial response; (c)CR: (confirmed) complete response

Making a Meaningful Impact on the Lives of Patients with Cancer

immatics®
The PRAME Leader

Thank you

www.immatics.com

